

LIGHTING

INDUSTRY

ATEX

INFRASTRUCTURE

MARINE

CATALOGUE 2022

Palazzoli

Let's be inspired

Lighting catalogue

Products overview

INDUSTRY

from page 75

LED floodlights



TIGUA
Page 78



XTIGUA
Page 84



META
Page 98

LED light fixtures



RINOLED
Page 102

Pendant mounting LED light fixtures



META150
Page 112



META
Page 115



TIGUA
Page 119



XTIGUA
Page 125

Control systems



**IMPERIUM
wired DALI**
Page 132



IMPERIUM wireless
Page 134

Traditional



RINO fluorescent
Page 138



RINO E27, G23
Page 140



RINO E27
Page 143

ATEX

from page 149

LED floodlights



TIGUA-EX
Zone 1, 2, 21, 22
Page 152



XTIGUA-EX
Zone 1, 2, 21, 22
Page 154



TIGUA-EX
Zone 2, 21, 22
Page 156



XTIGUA-EX
Zone 2, 21, 22
Page 158

LED light fixtures



RINOLED-EX
Zone 1, 2, 21, 22
Page 162



RINOLED-EX
Zone 2, 21, 22
Page 165

Pendant mounting LED light fixtures



TIGUA-EX
Zone 1, 2, 21, 22
Page 172



XTIGUA-EX
Zone 1, 2, 21, 22
Page 174



META150-EX
Zone 2, 21, 22
Page 177


Traditional



RINO-EX fluorescent
Zone 1, 2, 21, 22
Page 180



RINO-EX fluorescent
Zone 2, 21, 22
Page 182



RINO-EX E27
Zone 22
Page 184



INFRASTRUCTURE

from page 189

Roadway LED



FIT 55
Page 192

Tunnel LED



TIGUA-T54
Page 204



XTIGUA-T54
Page 206

Tunnel stainless steel LED



RINO-T54
Page 210



XRINO-T54
Page 212



MARINE

from page 219

LED light fixtures



RINO-NAVE LED
Page 222



RINO-NAVE LED 460
Page 225

LED well glass fixture



RINO-NAVE well glass fixture
Page 226

Traditional



RINO-NAVE fluorescent
Page 228



NAVE E27
Page 230



SPARES

from page 235

Spare parts for
traditional light
fixtures




Page 236

More than a century of history

Having grown in an area with an established industrial history, for more than a century, Palazzoli has contributed to carrying on the pride of Italian entrepreneurship with its commitment and profusion of energy.

A sagacious and far-sighted interpreter of the changes that society, and in particular the industrial sector, was undergoing, the company made its contribution above all in sectors that present the greatest challenges and require increasingly specific skills.

The relationship with the Italian Navy, which was consolidated with the First World War, represented for Palazzoli a training ground for the use of the most advanced technologies and ensured the Brescian company a unique heritage of knowledge and the first area of challenge with the international giants of the sector.



By the 1950s, it was already ahead of its competitors and set up an in-house test and measurement laboratory to ensure the complete reliability of its products.

Today the company boasts a photometric laboratory that enables it to test the performance of its light fixtures in a very short time.

A leader in the supply of light fixtures for harsh environments, the company has in fact been supplying equipment for locations with a high explosion hazard for more than 20 years.






Without neglecting its attention to social issues, to the community of workers and more generally the link to the local area, issues to which the company has always given particular importance. As early as 1924, women were working at the drill and lathe alongside men in Palazzoli's lathe department.

The social sensitivity of the company's top management is demonstrated, for example, by the donation in 1966 of Villa Palazzoli with all its outbuildings and the adjacent Ronco to the Brescia Municipality, with the aim of converting them into a guesthouse for teachers and state employees.

Today, the company can rightly boast that it has met and exceeded its Kyoto Protocol 2020 targets.

From the 1990s onwards, the company, on the strength of its achievements in the naval and industrial sectors, began to develop products for other sectors and soon obtained prestigious orders. The extension of the Milan Trade Fair and the new Brescia Trade Fair are just a few examples, to which orders for installations in extreme areas were added, such as the Italian Enea base in Antarctica, the equipment selected for the vast mining facilities in Israel and the Nantong power station in China.

Thanks to a massive investment that marked a clear industrial turning point, a new fully automated warehouse went into operation in 2004. A forerunner of Industry 4.0 and artificial intelligence.





Palazzoli today

With more than a century of history and a distinct industrial tradition behind it, Palazzoli today is a solid and highly reliable company, recognised by the market for the high performance of its products and appreciated by individual customers for the quality of its services.

Thanks to its in-depth knowledge of materials, the company is able to offer suitable solutions for every environment and therefore produces in a wide variety of variants, ranging from thermoplastic to thermosetting material, aluminium, stainless steel and brass.

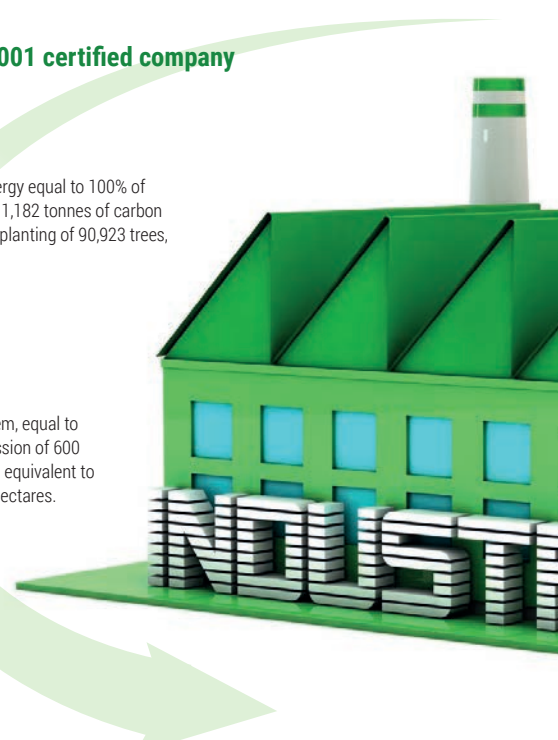
ISO 14001 and ISO 45001 certified company

HEATING

Thermal energy from waste to energy equal to 100% of demand, avoiding the emission of 1,182 tonnes of carbon dioxide per year, equivalent to the planting of 90,923 trees, 303 hectares.

MOTIVE POWER

Electricity from photovoltaic system, equal to 85% of demand, avoiding the emission of 600 tonnes of carbon dioxide annually, equivalent to the planting of 46,154 trees, 154 hectares.





A green company

All work cycles are GREEN certified: no toxic materials in production, no harmful emissions into the environment. The company uses photovoltaic systems to produce 85% of the electricity consumed. Today, the company has met and exceeded its 2020 Kyoto Protocol targets. Palazzoli operates in all the major countries of the world, thanks to more than 100 businesses that cooperate with it directly and indirectly.

A 4.0 company

Products are manufactured on automated assembly lines with 100% mechanical, electrical and electronic testing. All production is monitored by quality assurance and stored in vertical, machine-readable warehouses, making shipping fast and safe.

A certified company

For customer satisfaction, protection and respect of employees and the local area, Palazzoli uses a quality management system according to the international standard UNI EN ISO 9001 and an environmental management system, certified according to the international standard UNI EN ISO 14001. Palazzoli's focus is also on human capital. The ISO 45001-certified Occupational Health and Safety Management System is dedicated to this.

A responsible company

The company set up the "DIAMO LUCE ALLA RICERCA" (Let's give light to research) project with the AIRC Foundation. Today the funds are donated to support the research project of Giacomo Bianchini, Head of Breast Oncology at IRCCS.



ANNUAL VALUES

Kg of CO ₂ saved	Trees planted	Hectares saved
6,744,000	518,769	1,279



Palazzoli's strength



Customer focused operations

Drawing up a detailed analysis of the market and technical aspects as the basic objectives of the project, before starting with a new work plan.


Smart engineering

A mechanical or electrical system that works well is a good project, and to realise it in the simplest and most reliable way is the goal of Palazzoli's technicians.



Top Manufacture

The careful selection of materials, the attention and expertise in manufacturing, the structured process checks, are the factors that differentiate the Palazzoli factory in Brescia.



Service excellence

Timely deliveries, installation advice, testing and guaranteed operation over time set Palazzoli apart in the lighting market.

Quality and safety


Palazzoli has its own in-house laboratory to carry out all kinds of tests and measurements. Equipped and compliant with European regulatory standards, the laboratory performs durability, temperature, humidity, water tightness and mechanical shock protection tests.

In line with the company's philosophy of providing the best possible customer support in the various application areas, whenever - due to design requirements - changes need to be made to the product, the laboratory technicians work alongside the technical department by carrying out all the tests necessary to guarantee the maximum quality of the solution and customer satisfaction.

In addition, Palazzoli uses the "BURN-IN" test before delivery to check that the finished light fixture is working properly.

This testing technique is used to check that all LEDs are switched on correctly and to identify any cases of "infant mortality" of electronic components and lenses. It involves a prolonged switch-on of the light fixture under various normal operating conditions.


The purpose of this test is to detect: cold soldering problems on LED boards, early faults on electronic components, lens fixing anomalies and inadequately gasketed seals.



Impact resistance testing

These are performance tests that aim to determine the degree of resistance of light fixtures to external mechanical impact sources.


These tests are performed in accordance with EN 62262 and IEC/TR 62696.



Endurance Testing

This is a safety test aimed at verifying the resistance of light fixtures to cyclic heating and cooling typical of the conditions of use over time.

The test takes place in an environment with variable and constantly monitored air conditioning.



Water and dust resistance testing

These are safety tests to check the protection rating of the light fixture housings against the penetration of water and dust. These tests are carried out in accordance with EN 60598-1 using the test equipment described in EN 60529 standards.



Corrosion resistance testing

Paints and other types of protective surface treatments are tested to determine their resistance to corrosion by ageing in neutral salt spray according to ISO 9227 and EN 60068-2-11 standards.






Light intensity measurement testing

Performances, emitted luminous flux (Φ [lm]), efficacy (η [lm/W]) and luminous intensity distribution are carefully measured by means of a mirror goniophotometer in compliance with the EN 13032-1, UNI 13032-4 and IESNA LM79 standards.

The chamber where these measurements are taken is air-conditioned at a temperature of $+25 \pm 1^\circ\text{C}$ and with an air speed of < 0.1 m/s; the measuring instruments are equipped with a datalogger with 12 thermocouples that allows the internal temperatures of the light fixture to be monitored during photometric measurements.



Continuous development

Work to improve the performance of LED light fixtures is ongoing, through simulations, prototyping and performance tests of the optics. In our photometric laboratory, we tested reflection optics with glare control performed by discrete surfaces.

Palazzoli has one of the few goniophotometers in Italy, with which it is possible to test both mass-produced products and light fixtures dedicated to special projects.





The assembly and the wiring of the optical units inside the light fixtures are carried out in a dedicated area inside Palazzoli's facilities.

The lenses, mounted on the boards with an automated process, are designed to achieve an optimal distribution of the luminous flux.

Painting

Palazzoli has always specialised in the production of heavy-duty light fixtures for particularly aggressive environments, where the operating conditions are harsh and extreme.

For this reason, the company has long since invested in surface finishing processes to ensure the best protection and excellent corrosion resistance.

The company has created an in-house product painting department, structured through different phases, where every step of each process is checked and verified. Through fluorozirconate coating processes, which precede powder coating, the company is able to provide products with high quality standards, that are resistant to corrosion and abrasion.

Palazzoli designs and manufactures in Italy

Palazzoli produces light fixtures using a variety of materials.

The aluminium alloy bodies are treated against corrosion through a passivation and painting process. AISI 304 stainless steel bodies are intended for the industrial and atex sectors, while AISI 316L stainless steel bodies are intended for the infrastructure and marine sectors.

The diffusers are made of tempered glass or polycarbonate, with HACCP certification for those destined for use in the food industry.

Inside, LED systems are mounted which, thanks to excellent heat dissipation, maintain the luminous flux unaltered, guaranteeing optimal operating conditions.





Certified quality

The pursuit of the highest quality objectives has distinguished Palazzoli over the years, a company that has always been careful to offer consumers the best guarantees in terms of design criteria, production processes, product safety and durability.

All light fixtures are manufactured in Italy and certified, depending on the application, by ENEC, CESI, RINA, ATEX, IECex, NEMKO and QL (LEDs certified against photobiological risk).



Warehouse

The light fixtures are transferred from the production plant to the warehouse by AGVs (Automated Guided Vehicles), autonomous vehicles that contribute to a significant reduction in ancillary costs.

In addition, in order to make logistics more efficient and increase the level of service, Palazzoli has equipped itself with a fully automated 50,000 cubic metre warehouse, which has drastically reduced preparation and delivery times and increased the quality of service.

50,000 cubic metres of warehouse space, fully automated to improve services offered by Palazzoli every day



Distribution

From production to delivery to the customer in a timely manner and with reduced costs. The automated system also allows us to drastically reduce the preparation, packing and dispatch times for each order taken.

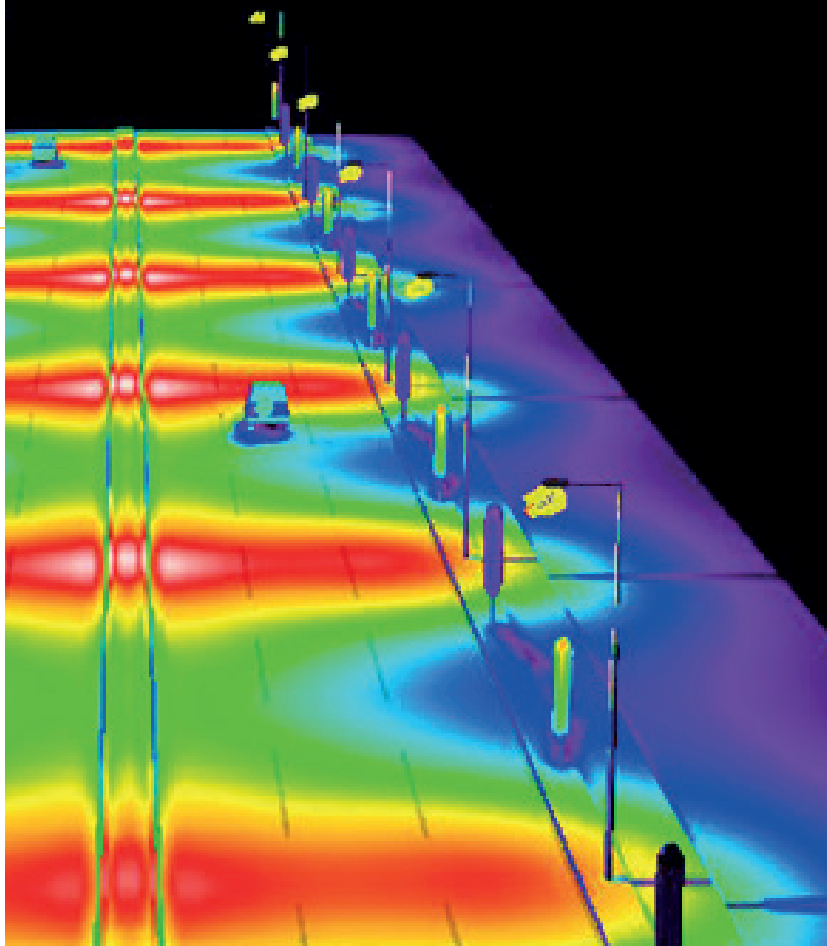




Customer services

Designing

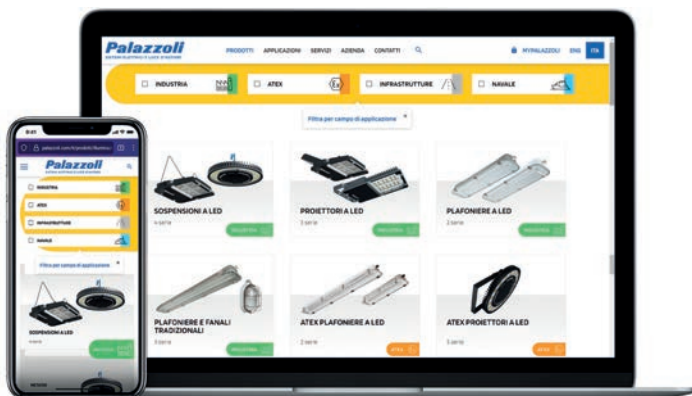
The technical department is constantly at the designer's side to identify the solutions that best meet the specifications and peculiarities of each project. Professionals specialised in the field of lighting technology support the designer from the early stages of the project through to its completion.



Lighting calculations are carried out using special software, the most suitable products are identified and an offer is made, including all relevant data for the implementation of the lighting system.

The company uses 3D modelling with CATIA CAD software. Thermal simulations are carried out with Comsol software for sizing heat sinks. The company is also available for field application lighting testing.

On palazzoli.com the data sheets of the light fixtures and all other information useful to determine the best solution are available. To support the designer, the BIM product library is now also available on the site.



Installation and testing

Attention to the customer makes Palazzoli irreplaceable as it is able to create high quality industrialised products and customised solutions. Even during the construction phase of a plant, when it is necessary to check the works on site, the company provides specialised technicians to assist the customer during the installation and testing phases of the products, in order to guarantee their perfect commissioning.

Energy saving

The luminous efficacy of Palazzoli's LED devices is high with reduced consumption and a considerable reduction in CO₂ emissions. With the same lighting, our technology allows energy savings of up to 70% compared to conventional technologies.

Product warranty

Palazzoli is able to guarantee 2 + 5 years of warranty on all products upon specific request.

Training

In order to promote the culture of lighting in every field of application, the company organises training and technical updates for designers, installers and architects. Every year, training seminars are planned under the patronage of the Engineers' and Surveyors' Associations, with the precise aim of establishing a profitable and continuous dialogue with the professional world, at which they pass on technical knowledge and regulatory updates relating to lighting.



7-YEAR WARRANTY

2 + 5 years on all LED products



A solution for every sector

Palazzoli provides customers with a range of solutions specifically designed to meet the needs of the most complex fields of application



Industry



Atex



Page 73

INDUSTRIAL INTERIORS
OUTDOOR AREAS
SPORTS FACILITIES
WAREHOUSES
HANGARS
SHOPPING CENTRES



Page 147

ZONE 1
ZONE 2
ZONE 21
ZONE 22



Infrastructure



Page 187

TUNNELS
MOTORWAYS
ROADS
ROUNDBABOUTS

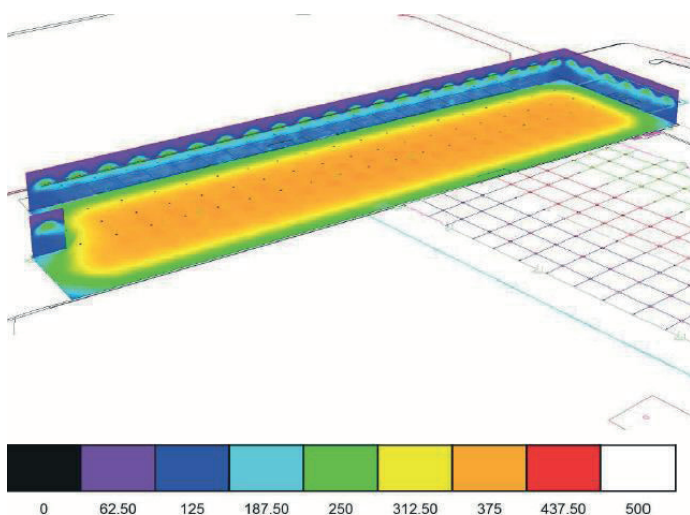


Marine



Page 217

CRUISE SHIPS
NAVAL VESSELS
FERRIES
CARGO SHIPS
OFFSHORE PLATFORMS
SUBMARINES



Cipriani Profilati

Cipriani Profilati is a leading company in the manufacture of metal frames for plasterboard and false ceilings.

Project data:

- Installation height: 9.2 m
- Light fixture spacing (one-to-one replacement):
X approx. 7.10 m
Y approx. 6.50 m

Values required by regulations:

- Average Illuminance: 300 lux
- General uniformity: 0.40

Values obtained by Palazzoli:

- Average Illuminance: 343 lux
- General uniformity: 0.64
- Installed power per m²: 3.85 W/m²

Energy saving:

The light fixture chosen for this type of environment belongs to the META150 family.

This light fixture is equipped with highly energy-efficient LED sources that allow energy consumption to be halved compared to conventional lighting.

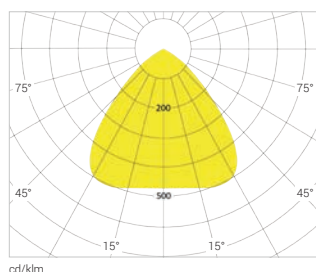
Specifically, META150 has achieved these annual values:

- 58,800 KWh saved
- 31 tonnes CO₂ saved
- 2400 equivalent trees planted.

The cost of maintenance has also been drastically reduced thanks to the 230,000-hour life time L90B10.



META150 pendant light fixture



Comfort 90°
extra wide beam optics

The final advantages of META150

META150 has made it possible to improve work processes:

- The reduced thickness of 22 cm, including the bracket, ensures unobstructed passage of the overhead crane.
- The diffuser, made of unbreakable glass, is anchored to the die-cast aluminium body with 4 safety hooks and glued to the body with an antioxidant silicone glue.



Fonte Tavina

The new Tavina Spa factory was built applying all the principles of Industry 4.0. The new production site will produce around 400 million bottles a year.

Project data:

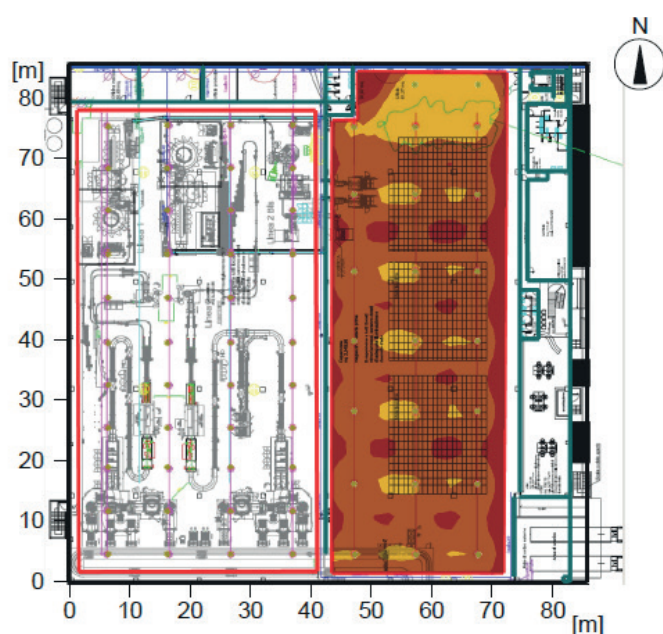
- Installation height: 6.5 m
- Light fixture spacing (point-to-point replacement):
X approx. 10 m
Y approx. 7 m

Values required by regulations:

- Average illuminance: 200 lux
- General uniformity: 0.40

Values obtained by Palazzoli:

- Average illuminance: 284 lux
- General uniformity: 0.64



Energy saving and visual comfort

The light fixture chosen for this type of environment belongs to the META150 family.

This light fixture is equipped with highly energy-efficient LED sources that allow electrical consumption to be halved compared to conventional lighting.

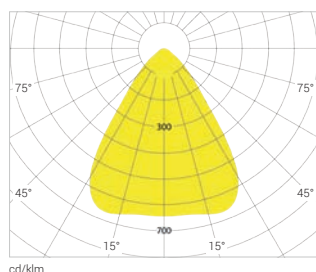
Specifically, META150 has achieved these annual values:

- 98,000 kWh/year saved
- 52 tonnes CO₂ saved
- 4000 equivalent trees planted.

The cost of maintenance has also been drastically reduced thanks to the 230,000-hour life time L90B10.



META150 pendant light fixture



75° medium beam optics

The final advantages of META150

META150 has made it possible to improve work processes:

- Equipped with a gore-tex anti-condensation valve that allows heat exchange between the technical compartment and the external environment and guarantees IP66/IP67 protection rating
- The diffuser is anchored to the body with 4 safety hooks and glued to the body with an antioxidant silicone glue.
- The diffuser can be in polycarbonate, in compliance with HACCP standards (for applications in food and similar environments).



Catania Airport

The project concerns the lighting of the newly opened P44 long-stay car park. The new, completely renovated area has 517 parking spaces and two entrances, one of which is equipped with Telepass.

Project data:

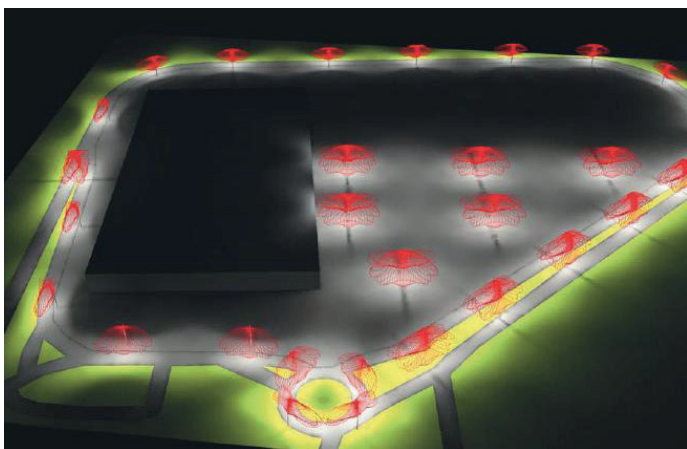
- Installation height: 10 m

Values required by regulations:

- Average required illuminance: 15 lux
- General uniformity required: 0.40

Values obtained by Palazzoli:

- Average illuminance: 15 lux
- General uniformity: 0.52



Energy saving:

The light fixture chosen for this type of environment belongs to the TIGUA family. This device is equipped with highly energy-efficient LED sources.

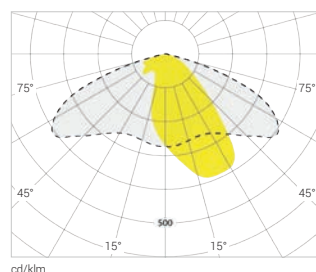
Specifically, TIGUA has achieved these annual values:

- 10,000 kWh/year saved
- 5 tonnes CO₂ saved
- 408 equivalent trees planted

The cost of maintenance has also been drastically reduced thanks to the 110,000-hour life time L80B20.



TIGUA floodlight



Roadway 65° wide beam optics

The final advantages of TIGUA

TIGUA has made it possible to improve the reliability and safety of the system through:

- Equipped with a gore-tex anti-condensation valve that allows heat exchange between the technical compartment and the external environment and guarantees IP66/IP67 protection rating
- Made of EN 44300 aluminium alloy with a low copper content to resist highly aggressive environments;
- Equipped with heat sink system for thermal management that keeps semiconductors unaltered over time;
- Equipped with dimmable power supplies for flux control.



Maranello municipal swimming pool

The lighting design for the municipal swimming pool in Maranello combines energy saving LED sources with the visual comfort of the optics.

Project data:

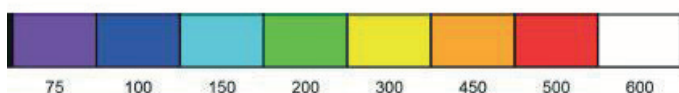

- Installation height: 7.3 m
- Light fixture positions along the longitudinal axis: 3 m

Values required by CONI (Italian National Olympic Committee) regulations:

- Average illuminance: 300 lux
- General uniformity: 0.50

Values obtained by Palazzoli:

- Average illuminance: 340 lux
- General uniformity: 0.82



Energy saving:

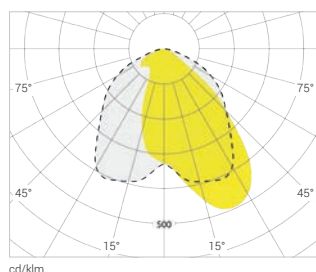
The light fixture chosen for this type of environment belongs to the TIGUA family. This light fixture is equipped with highly energy-efficient LED sources that allow energy consumption to be halved compared to a conventional lighting system. Specifically, TIGUA has achieved these annual values:

- 20,000 kWh/year saved
- 11 tonnes CO₂ saved
- 816 equivalent trees planted

The cost of maintenance has also been drastically reduced thanks to the 110,000-hour life time L80B20.



TIGUA floodlight



Asymmetrical 23°
extra wide beam optics

The final advantages of TIGUA

TIGUA has made it possible to improve the reliability and safety of the system through:

- Equipped with a gore-tex anti-condensation valve that allows heat exchange between the technical compartment and the external environment and guarantees IP66/IP67 protection rating
- The body is made of aluminium with a low copper content, suitable for aggressive environments;
- The thermal management system keeps semiconductors unaltered over time.
- 1h emergency kit installed on board.



SS 470 Val Brembana Roundabout

The project concerns the lighting of a typical roundabout connection between a main suburban road and the respective secondary road.

Project data:

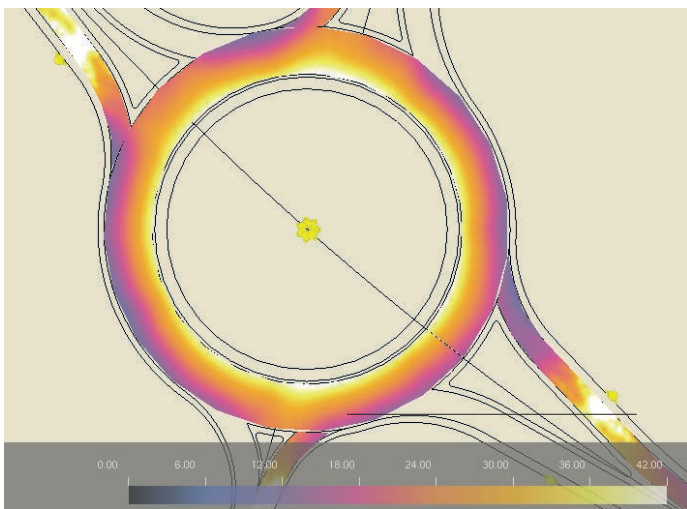
- Light tower height: 20 m
- Number of light fixtures on light tower: 7

Values required by regulations:

- Average required illuminance: 20 lux
- General uniformity required: 0.40

Values obtained by Palazzoli:

- Average illuminance: 25 lux
- General uniformity: 0.44



Energy sustainability and visual comfort:

the light fixture chosen for this type of environment belongs to the XTIGUA family.

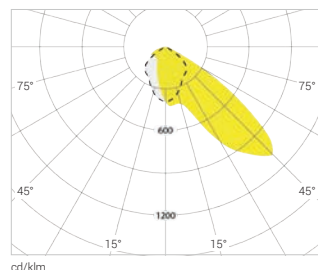
This light fixture is equipped with highly energy-efficient LED sources:

- Luminous flux 41,160 lm
- Efficiency: 133 lm/W
- Light intensity class: G6
- Colour rendering CRI > 70

The asymmetrical narrow beam optic makes it possible to optimise the ratio between installation height and number of light fixtures on the light tower.



XTIGUA floodlight



Asymmetrical 55° narrow beam optics

The final advantages of XTIGUA:

X-TIGUA has made it possible to improve reliability through:

- It uses the latest generation of LEDs with a life of more than 100,000 hours at ambient temperatures of + 55° C.
- IT IS made of EN 44300 aluminium alloy with a low copper content to resist highly aggressive environments
- The bracket is equipped with a goniometer, allowing the floodlight to be adjusted around -110° to +110°
- IT IS equipped with dimmable power supplies for flux control.



Henningsvaer Stadium in Norway

The project concerns the lighting of an amateur football pitch on the Lofoten Islands in Norway.

Project data:

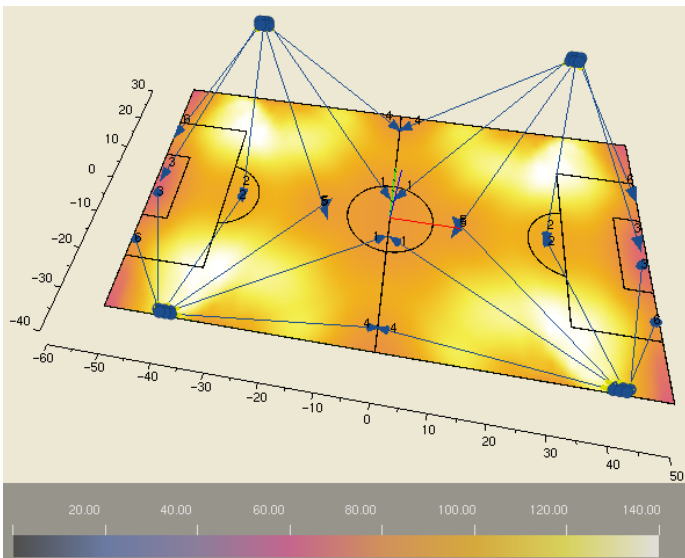
- Playing area: 105x65 m
- Installation height: 15 m;
- 4 symmetrical light towers with 6 light fixtures per tower:
 - X approx. 15 m from the goal line
 - Y approx. -7 m from the side line

Values required by regulations:

- Average illuminance: 75 lux
- General uniformity: 0.50
- Number of calculation points: 19x13
- E_{\min}/E_{\max} Uniformity: 0.50
- Glare GR: 55

Values obtained by Palazzoli:

- Average illuminance: 106 lux;
- General uniformity: 0.66
- E_{\min}/E_{\max} Uniformity: 0.50
- Glare GR: 55



Energy sustainability and visual comfort:

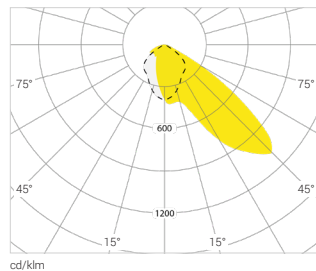
The light fixture chosen for this type of environment belongs to the X-TIGUA family.

This device is equipped with highly energy-efficient LED sources:

- Residual flicker <1%
- Photobiological risk RG0
- Efficiency: 133 lm/W
- Colour rendering CRI > 70



XTIGUA floodlight



Asymmetrical 55°
narrow beam optics

The final advantages of XTIGUA:

X-TIGUA allows a reduction in installation times for the following reasons:

- It can be mounted onto poles or on fixed platforms on light towers.
- The body of each floodlight has a built-in bracket for tilting it into the optimal position, from -110° to +110°
- The driver, built into the light fixture, allows for fast and secure wiring.



Brenner Tunnel

Reinforcement lighting

Project data:

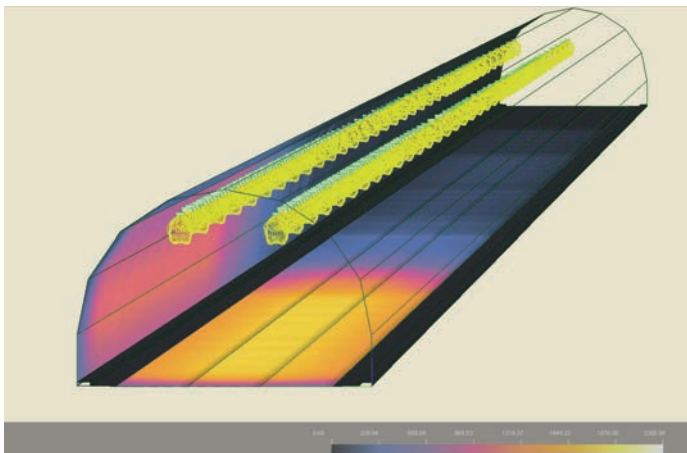
- Reinforcement circuit length 300 m
- Number of lanes: 2 + emergency lane
- Installation heights: 5.70 m
- Speed: 130 Km/h
- Type of road: A1
- Lighting technology category: M1 2 cd/m²

Values required by UNI11095 regulations:

- Entrance luminance: 140.8 cd/m²
- Stopping distance: 109 m

Values obtained by Palazzoli:

- Entrance luminance: 145.5 cd/m²
- Stopping distance: 109 m

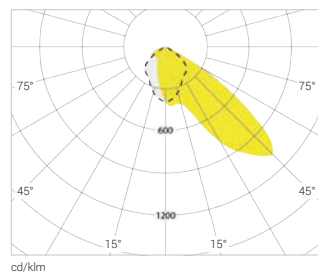


Energy saving for reinforcement lighting:

- 22,900 kWh/year saved
- 12 tonnes CO₂ saved
- 468 trees planted

Adopted solution:

- N.360 XTIGUA-T54
- Asymmetrical counterbeam optics

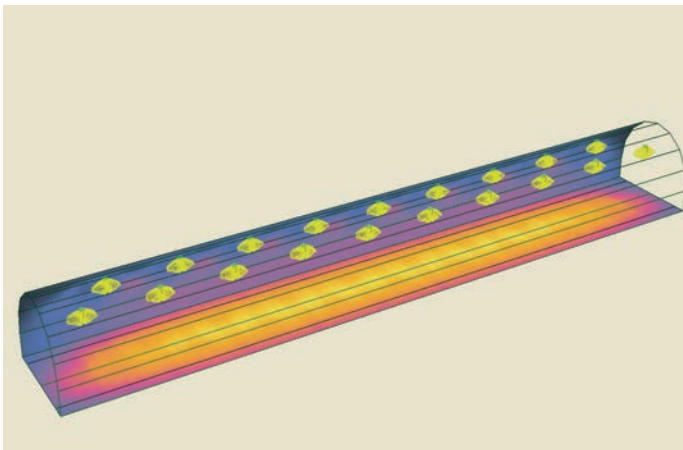


XTIGUA-T54

Asymmetrical counterbeam optics

The final advantages of XTIGUA-T54

- Improved visual comfort when entering and exiting the tunnel thanks to multifocal optics.
- Clear tunnel lighting allows motorists to travel at a constant speed, reducing the risk of traffic jams and road accidents.



Brenner Tunnel

Permanent lighting

Project data:

- Permanent circuit length 2800 m
- Number of lanes: 2 + emergency lane
- Installation heights: 5.70 m
- Type of road: A1
- Lighting technology category: M1 2 cd/m²

Values required by UNI11095 regulations:

- Regulatory luminance value: > 3 cd/m²
- Longitudinal uniformity U_l: 0.7
- General uniformity U_o: 0.6
- Transversal Uniformity U_t: 0.6

Values obtained by Palazzoli:

- Luminance value obtained: 3.18 cd/m²
- Longitudinal uniformity U_l: 0.85
- General uniformity U_o: 0.67
- Transversal Uniformity U_t: 0.73

Adopted solution:

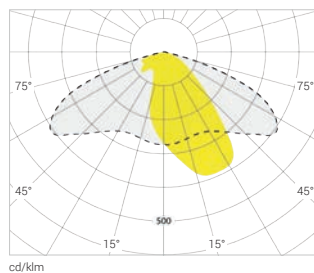
- Longitudinal symmetrical optics, transversal asymmetrical
- Interdistance between light fixtures: 14 m
- Installation: quincunx
- N.806 TIGUA-T54
- Installed power: 40.4 kW

Energy saving for permanent lighting:

- 36,000 kWh/year saved
- 19 tonnes CO₂ saved
- 764 trees planted



TIGUA-T54



Longitudinal symmetrical optics,
transversal asymmetrical

The final advantages of TIGUA-T54

- Uniform distribution of the light beam in the roadway and on the walls even with large distances between light fixtures.
- PS3 optics designed for maximum utility to minimise stray light.
- Reduced glare thanks to high visual comfort.

TIGUA




reddot design award

The series


A range of floodlights designed to provide the best solutions for roadway, motorway, tunnel and car park applications. The body is made in die-cast aluminium alloy EN44300 with very low copper content, with anti-corrosion treatment for maximum resistance even in harsh environments. The rear cooling fins are designed to best dissipate heat and ensure optimal operating temperature. The wide variety of optical solutions available makes it possible to solve any lighting problem and implement customised solutions. The light fixtures with DALI power supply can be used with the Imperium wireless or wired control system.




TIGUA S




XTIGUA M




XTIGUA L



XTIGUA XL



XTIGUA XXL



The range

TIGUA floodlights



→ Page 78

TIGUA pendant light fixtures



→ Page 119

TIGUA-T54 floodlights



→ Page 204

Nominal flux	7000 lm to 27500 lm	4630 lm to 27750 lm	5220 lm to 15600 lm
Output flux	5830 lm to 22900 lm	3300 lm to 22100 lm	4160 lm to 15600 lm
Power	up to 188 W	up to 182 W	up to 124 W
Efficacy	up to 131 lm/W	up to 122 lm/W	up to 130 lm/W
Control systems	On/Off	1 - 10 V DALI	On/Off
Versions	Standard	Standard Emergency High temperature (+55 °C) HACCP food safety	Standard
Optics	Symmetrical 81° extra wide beam Symmetrical 36° narrow beam Asymmetrical 23° extra wide beam Asymmetrical 50° extra wide beam Asymmetrical 43° narrow beam Asymmetrical 55° narrow beam Roadway 65° wide beam	Symmetrical 81° extra wide beam Symmetrical 55° medium beam Symmetrical 36° narrow beam Elliptical 95° x 41°	Symmetrical axial and symmetrical transverse – PS3 Axial counterbeam 52° and symmetrical transverse – RS1

TIGUA-EX floodlights



→ Page 152

TIGUA-EX floodlights




→ Page 156

TIGUA-EX pendant light fixtures




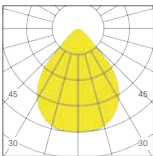
→ Page 172

Nominal flux	6980 lm to 19850 lm	7600 lm to 21600 lm	6980 lm to 19850 lm
Output flux	5800 lm to 16560 lm	6300 lm to 18000 lm	5800 lm to 16560 lm
Power	up to 141 W	up to 141 W	up to 141 W
Efficacy	up to 115 lm/W	up to 125 lm/W	up to 115 lm/W
Control systems	DALI	DALI	On/Off DALI
Versions	2G - 2D	3G - 2D	2G - 2D
Optics	Symmetrical 81° extra wide beam Asymmetrical 50° extra wide beam	Symmetrical 81° extra wide beam Asymmetrical 23° extra wide beam	Symmetrical 81° extra wide beam


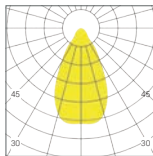


Non-ageing UV-resistant PMMA lenses with > 90% efficiency and > 95% transparency


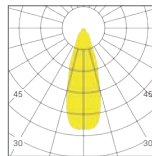
Optics




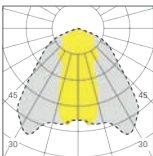
Symmetrical 81° extra wide beam




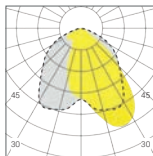
Symmetrical 55° medium beam




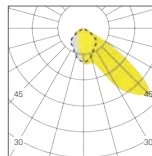
Symmetrical 36° narrow beam




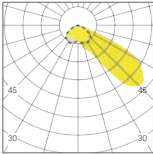
Elliptical 95° x 41°




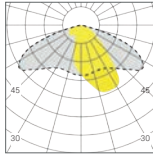
Asymmetrical 23° extra wide beam




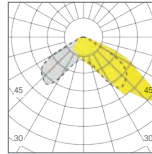
Asymmetrical 43° narrow beam




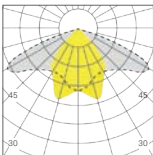
Asymmetrical 55° narrow beam




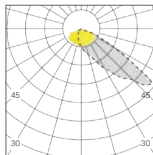
Roadway 65° wide beam



Asymmetrical 50° extra wide beam



Symmetrical axial and symmetrical transverse - PS3



Axial counterbeam 52° and symmetrical transverse - RS1




Fastening systems


ADJUSTABLE BRACKET




PENDANT MOUNTING




POLE-MOUNTED



POLE-TOP




PROJECTING




Power supply built into the body and connected directly to the plug and play connector for faster wiring.

In the ATEX version, the input is via a cable gland; the power supply is resinated and certified for explosive environments.




CEILING MOUNTING



ADJUSTABLE PENDANT MOUNTING




HORIZONTAL POLE MOUNTING



CATENARY WIRE MOUNTING



CHANNEL MOUNTING



XTIGUA



reddot design award

The series


A range of floodlights suitable for providing solutions where high luminous flux and power are required: optimum response in road, sports and parking areas.

The body is made in die-cast aluminium alloy EN44300 with very low copper content, with anti-corrosion treatment for maximum resistance even in harsh environments. The rear cooling fins are designed to best dissipate heat and ensure optimal operating temperature. The wide variety of optical solutions available makes it possible to solve any lighting problem and implement customised solutions.


The light fixtures with DALI power supply can be used with the Imperium wireless or wired control system.




TIGUA S




XTIGUA M



XTIGUA L



XTIGUA XL



XTIGUA XXL



The range

XTIGUA floodlights



→ Page 84

XTIGUA pendant light fixtures



→ Page 125

XTIGUA-T54 floodlights



→ Page 206

Nominal flux	37665 lm to 141000 lm	27000 lm to 46300 lm	23490 lm to 62640 lm
Output flux	31390 lm to 118460 lm	21580 lm to 48800 lm	19470 lm to 49660 lm
Power	up to 884 W	up to 400 W	up to 397 W
Efficacy	up to 133 lm/W	up to 130 lm/W	up to 130 lm/W
Control systems	DALI	DALI	On/Off
Versions	Standard	Standard High temperature (+55 °C) High temperature (+70° C)	Standard
Optics	Symmetrical 81° extra wide beam Symmetrical 36° narrow beam Asymmetrical 23° extra wide beam Asymmetrical 50° extra wide beam Asymmetrical 43° narrow beam Asymmetrical 55° narrow beam	Symmetrical 81° extra wide beam Symmetrical 55° medium beam Symmetrical 36° narrow beam Elliptical 95° x 41°	Symmetrical axial and symmetrical transverse – PS3 Axial counterbeam 52° and symmetrical transverse - RS1

XTIGUA-EX floodlights



→ Page 154

XTIGUA-EX floodlights




→ Page 158

XTIGUA-EX pendant light fixtures




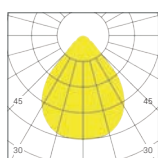
→ Page 174

Nominal flux	20900 lm to 39800 lm	23600 lm to 44300 lm	20900 lm to 39800 lm
Output flux	17360 lm to 33120 lm	19630 lm to 36870 lm	17360 lm to 33120 lm
Power	up to 211 W	up to 211 W	up to 211 W
Efficacy	up to 121 lm/W	up to 128 lm/W	up to 115 lm/W
Control systems	DALI	DALI	DALI
Versions	2G - 2D	3G - 2D	2G - 2D
Optics	Symmetrical 81° extra wide beam Asymmetrical 50° extra wide beam	Symmetrical 81° extra wide beam Asymmetrical 23° extra wide beam	Symmetrical 81° extra wide beam


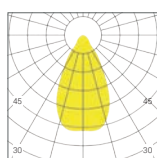


Non-ageing UV-resistant PMMA lenses with > 90% efficiency and > 95% transparency


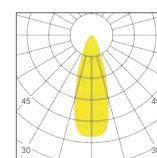
Optics




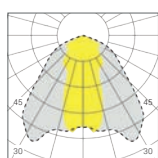
Symmetrical 81° extra wide beam




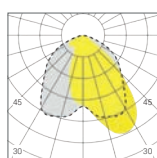
Symmetrical 55° medium beam




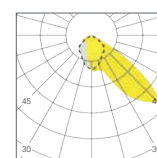
Symmetrical 36° narrow beam




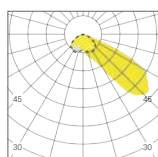
Elliptical 95° x 41°




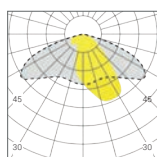
Asymmetrical 23° extra wide beam




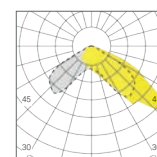
Asymmetrical 43° narrow beam




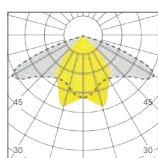
Asymmetrical 55° narrow beam




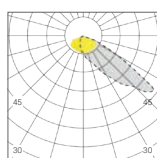
Roadway 65° wide beam




Asymmetrical 50° extra wide beam



Symmetrical axial and symmetrical transverse - PS3



Axial counterbeam 52° and symmetrical transverse - RS1



Fastening systems

ADJUSTABLE BRACKET




PENDANT MOUNTING



CROSS BEAM





POLE-TOP




Power supply built into the body and connected directly to the plug and play connector for faster wiring.

In the ATEX version, the input is via a cable gland; the power supply is resinated and certified for explosive environments.



POLE-MOUNTED




CEILING MOUNTING



ADJUSTABLE PENDANT MOUNTING



CHANNEL



META



reddot design award

The series

META is a family of light fixtures whose lighting and mechanical characteristics are designed for industrial, commercial, sports and food environments, both indoors and outdoors, as well as in explosion-hazardous environments in accordance with the ATEX 2014/34/EU directive.


The body is made of die-cast aluminium and, thanks to the subsequent anti-corrosion treatment, can be installed in any type of environment. Finished with a scratch-resistant powder coating, the light fixture is provided with a glass or polycarbonate diffuser. The glass diffuser ensures maximum resistance in aggressive environments where chemicals are present, while the polycarbonate diffuser makes the device suitable for use in food environments in compliance with HACCP regulations.

Thanks to rotosymmetrical photometry, the light fixtures are easy to install and always aligned, significantly reducing installation time.


The light fixtures with DALI power supply can be used with the Imperium wireless or wired control system.



META150



META



The range

META floodlights



→ Page 98

META150 pendant light fixtures



→ Page 112

META pendant light fixtures



→ Page 115

Nominal flux	13230 lm to 26460 lm	12700 lm to 37000 lm	10190 lm to 26460 lm
Output flux	9190 lm to 18390 lm	10600 lm to 30880 lm	8140 lm to 21660 lm
Power	up to 199 W	up to 215 W	up to 199 W
Efficacy	up to 110 lm/W	up to 151 lm/W	up to 110 lm/W
Control systems	1 - 10 V	DALI	1 - 10 V
Versions	Standard	Standard High temperature (+60° C) High efficiency HACCP food safety	Standard Emergency High temperature (+55 °C)
Optics	Asymmetrical 50° narrow beam	90° comfort extra wide beam Average 75°	110° extra wide beam Narrow beam 41° Elliptical 92° x 20°


META150-EX pendant light fixtures




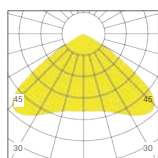
→ Page 176

Nominal flux	10300 lm to 24200 lm
Output flux	8580 lm to 19830 lm
Power	up to 215 W
Efficacy	up to 151 lm/W
Control systems	DALI
Versions	3G - 2D
Optics	90° comfort extra wide beam Average 75°


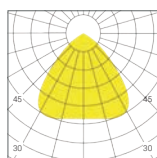
Non-ageing UV-resistant PMMA lenses
with > 90% efficiency
and > 95% transparency




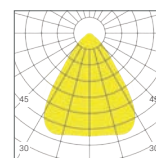
Optics




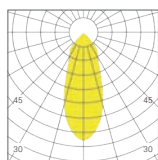
110° extra wide beam




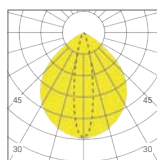
90° comfort extra wide beam




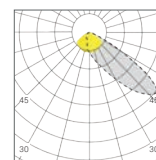
Average 75°




Narrow beam 41°



Elliptical 92° x 20°




Asymmetrical 50° narrow beam




Fastening systems

PENDANT
MOUNTING




CEILING
MOUNTING



ADJUSTABLE
PENDANT MOUNTING





HORIZONTAL
POLE



Power supply built into the body and connected directly to the plug and play connector for faster wiring.


In the ATEX version, the input is via a cable gland; the power supply is resinated and certified for explosive environments.




ADJUSTABLE BRACKET




DOUBLE CHAIN




CATENARY WIRE



POLE-TOP



RINO



The series

Series of light fixtures suitable for use in the food industry, chemical industry, mining and environments where cutting oils are present. The light fixtures meet the highest quality standards to ensure reliability and superior performance, such as the construction of the body in a single cold-drawn piece with high photometric performance.

The AISI 304 stainless steel body is suitable for use in harsh industrial environments, with explosion hazards and in motorway tunnels. The painted galvanised steel or AISI 316L stainless steel body is suitable for marine applications with saline atmosphere. The special Non-ageing elastomer reinforced seal and the stainless steel fixing hooks guarantee IP66 protection on the entire series. The range guarantees excellent vibration resistance thanks to the blind fastening pins and the pre-mounted vibration damping system.


Light fixtures with DALI power supply can be used with Imperium wireless or wired control system.



RINOLED 690 mm




RINOLED 1300 mm




RINO-T54 650 mm



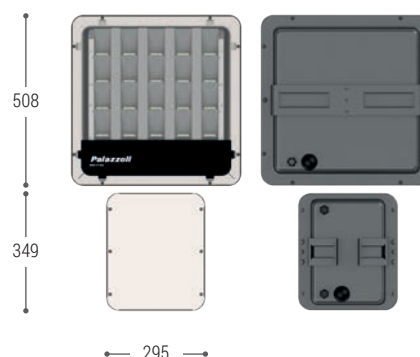
RINO-NAVE LED 460 mm



XRINO-T54 - Reinforcement



XRINO-T54 - Reinforcement with power supply box



The range

RINOLED
light fixtures

→ Page 102

RINOLED-EX
light fixtures

→ Page 162

RINOLED-EX
light fixtures

→ Page 165

Nominal flux	4100 lm to 12200 lm	4000 to 14800 lm	4100 lm to 11620 lm
Output flux	3560 lm to 10575 lm	3400 to 12350 lm	3560 lm to 9430 lm
Power	up to 75 W	up to 86 W	up to 71 W
Efficacy	up to 142 lm/W	up to 148 lm/W	up to 137 lm/W
Control systems	On/Off DALI	On/Off DALI	On/Off
Versions	Standard Emergency High temperature (+55 °C) HACCP food safety	2G - 2D Emergency	3G - 2D Emergency
Optics	110° extra wide beam Comfort 88° extra wide beam Narrow beam 30° x 90°	110° extra wide beam	Comfort 88° extra wide beam Narrow beam 30° x 90°

RINOLED-T54
light fixtures

→ Page 210

XRINO-T54
light fixtures

→ Page 212


RINOLED-NAVE
light fixtures

→ Page 222


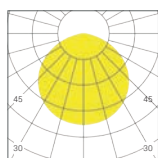
Nominal flux	4300 to 7200 lm	9600 to 50400 lm	2500 lm to 4400 lm
Output flux	3630 to 6000 lm	8000 to 42000 lm	2100 lm to 4240 lm
Power	up to 45 W	up to 300 W	up to 40 W
Efficacy	up to 145 lm/W	up to 153 lm/W	up to 110 lm/W
Control systems	1-10 V dimmable	1-10 V dimmable	On/Off
Versions	Permanent	Reinforcement	Standard Emergency
Optics	Symmetrical axial and asymmetrical transverse – PA5	Axial counterbeam 55° and symmetrical transverse – RS5 Axial counterbeam 55° and asymmetrical transverse – RA5	110° extra wide beam

LED board


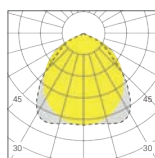
Versions with LED board with attachment integrated in the reflector. The range also includes optics with lenses with a glare index of UGR<22.




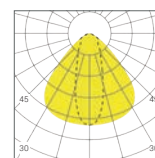
Optics




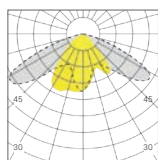
110° extra wide beam




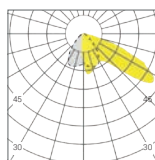
Comfort 88° extra wide beam°




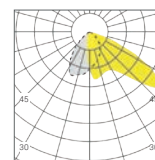
Narrow beam 30°x90°



Symmetrical axial and asymmetrical transverse – PA5



Axial counterbeam 55° and symmetrical transverse – RS5




Axial counterbeam 55° and asymmetrical transverse – RA5




Fastening systems


PENDANT MOUNTING



CEILING





WALL-MOUNTED




HORIZONTAL POLE




AC-DC power supply integrated in the body with direct connection to the connector for quick wiring.
 The driver adaptor has a low ripple < 3% and high working efficiency.
 It has thermal protection against short circuit, overload and overvoltage.
 In the ATEX version, the input is via a cable gland; the power supply is resined and certified for explosive environments.




PENDANT-MOUNTING AND CEILING



QUICK CEILING ATTACHMENT



QUICK COUPLING TO CHANNEL



FIT 55



The series

New street light fixtures consisting of a die-cast aluminium housing. Electronic control unit with proprietary LED modules, equipped with isolator switch, short-circuit protection, overvoltage protection and overtemperature protection. The isolator switch guarantees safe maintenance even without cutting of the power. The optical unit consists of reflectors made of 99.9% pure aluminium for high, long-lasting photometric efficiency and perfect glare control. FIT 55 provides the best lighting for different traffic areas thanks to its STR-AM and STR-ST reflectors. The extra clear flat glass diffuser is 4 mm thick, tempered, and impact and UV resistant. Flapless cover with removable plate that can be snapped off the body without tools. Universal adjustable system for pole-top mounting and projection suitable for poles from min. 42 mm to max. 76 mm.

FIT 55 uses white light LEDs with a colour temperature of 2200K to 5700K and achieves an efficacy of 166 lm/W.

FIT 55 complies with zone 1 (highly protected zone against light pollution) and is therefore also suitable for lighting in the vicinity of astronomical observatories.

Upon request, FIT 55 can be equipped or designed for the installation of NEMA or ZHAGA SOCKET, to centrally monitor and manage public lighting through wireless control that will allow integration with the IoT world.



FIT 55 S



FIT 55 M



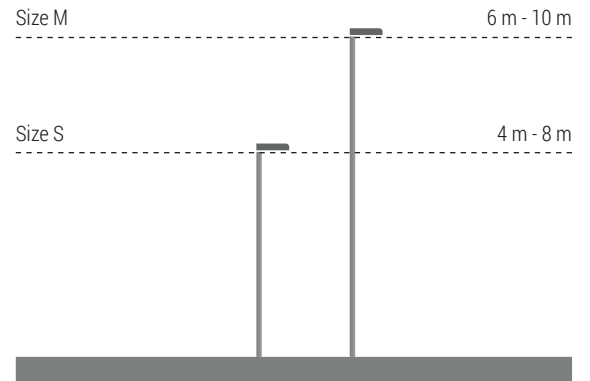
The range

FIT 55 Roadway lighting systems



→ Page 192

Nominal flux	3390 lm to 35900 lm
Output flux	2820 lm to 29920 lm
Power	up to 209 W
Efficacy	up to 166 lm/W
Control systems	On/Off Virtual midnight
Versions	Standard
Optics	Roadway wide beam, adjustable in 3 positions Roadway narrow beam, adjustable in 5 positions



FIT 55 SIZE S

Up to 85 W
Up to 12000 lm/W
8 lenses

For minor roads, roundabouts, residential streets, cycle paths, pedestrian crossings and car parks.



FIT 55 SIZE M


Up to 209 W
Up to 30000 lm/W
8 lenses

For main roads and motorways.

Reflectors made of 99.9% pure aluminium with silver PVD coating for high, long-lasting photometric efficiency and perfect glare control.



Fastening systems




WALL BRACKET



DOUBLE PROJECTING
BRACKET

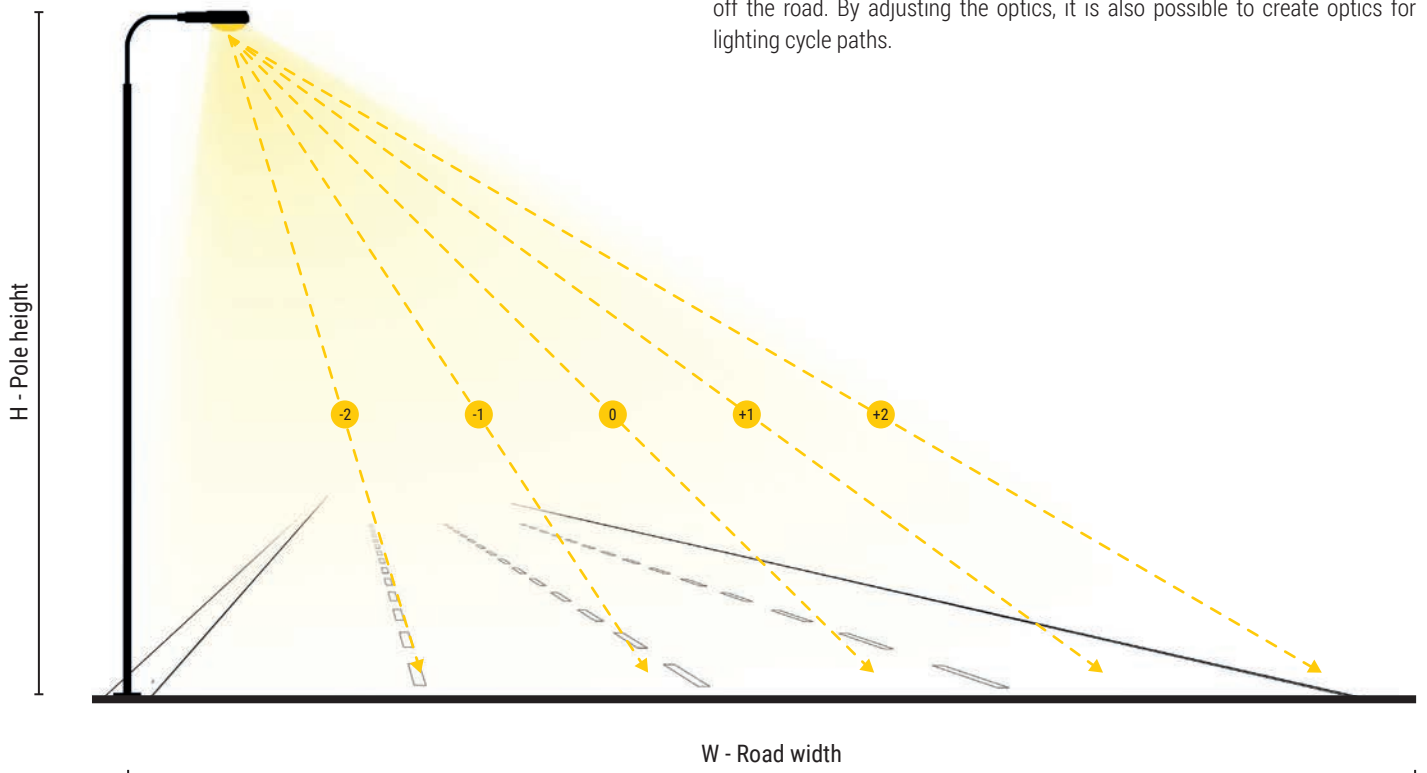


SINGLE PROJECTING
BRACKET




FOS - FIT 55 Optical System

FOS (FIT 55 Optical System) is Palazzoli's system that allows the optics to be adjusted in up to 5 positions, even when the product is already installed, to modify the front and side light emission. This makes it possible to improve uniformity between poles or to adjust the optics if the luminous flux glares off the road. By adjusting the optics, it is also possible to create optics for lighting cycle paths.




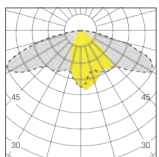


Roadway narrow beam optics, 1 times the height of the pole


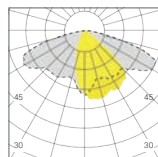


Roadway wide beam optics, 1.5 times the height of the pole


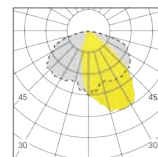
Roadway narrow beam optics



STR-ST roadway narrow beam optics maximum backward travel -2




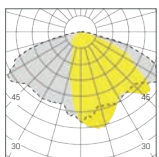
STR-ST roadway narrow beam optics in position 0




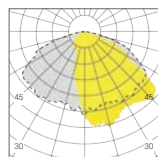
STR-ST roadway narrow beam optics maximum forward movement +2




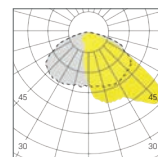
Roadway wide beam optics



STR-AM roadway wide beam optics maximum backward travel -1



STR-AM roadway wide beam optics in position 0



STR-AM roadway wide beam optics maximum forward movement +1



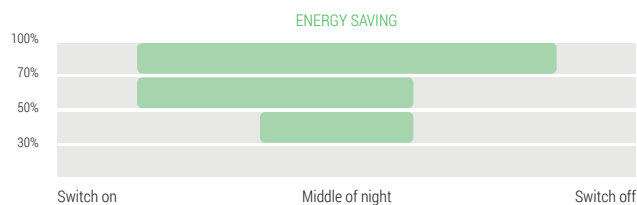


Ready for smart cities

In addition to the dimming solution for the luminous flux in the catalogue based on internal timer settings, FIT 55 can be equipped with wireless controls for integration into the IoT world to monitor and manage public lighting in real time, reduce operating costs and dynamically programme light levels. The light fixture housing can be fitted with two different solutions for the connection to lighting management devices: with ZHAGA socket and with NEMA socket.

ZHAGA Socket (ZHAGA Book 18): is a new standardised sealed socket powered at very low voltage by the internal driver of the Dali2 device, suitable for handling modern wireless remote management systems; UV-resistant materials and resistance to strong impacts complete the features of this robust connector.

NEMA Socket (ANSI C136.41): is a sealed powered socket, located on the cover of the unit to simplify maintenance by avoiding access to internal electrical parts. It is the ideal interface for installing conventional light sensors and is equipped with 5 or 7 poles: 3 for the electrical connection, the remaining 2 or 4 pins to carry the signal with 1/10V or DALI protocol.

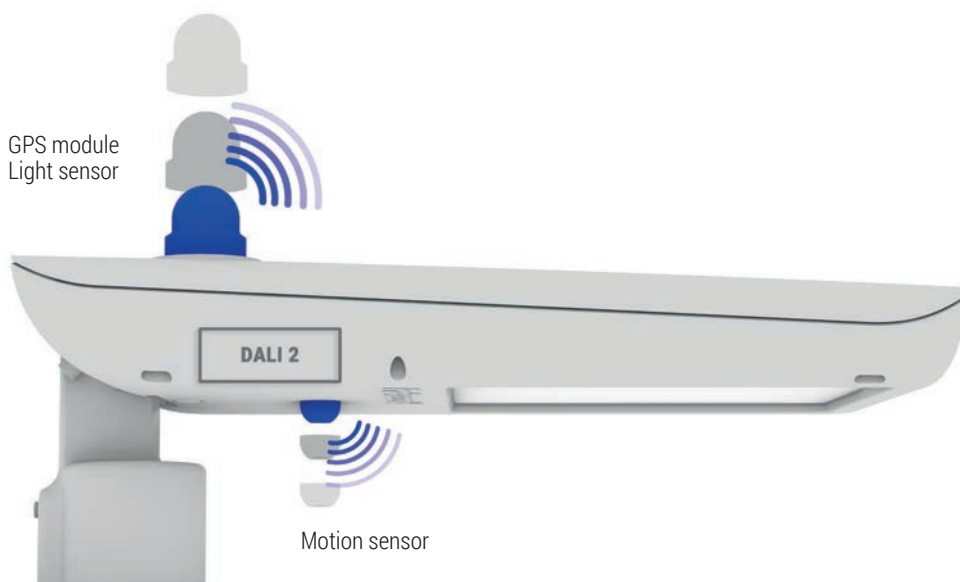


System architecture

Electronic control unit with proprietary LED modules, equipped with isolator switch, short-circuit protection, overvoltage protection and overtemperature protection. The isolator switch guarantees safe maintenance even without cutting of the power.



A solution with an additional Zhaga Book18 socket at the bottom of the light fixture to power a motion sensor is also available.



IMPERIUM



To switch **the light on only when needed**
and adjust the light intensity in relation to
the contribution of daylight

Control systems

To reduce energy consumption by more than 50%, Palazzoli provides IMPERIUM, the intelligent lighting management system. Light fixture control, switching and dimming, is automated using motion sensors, light sensors and control algorithms based on time schedules. Palazzoli guarantees the compatibility of its DALI light fixtures with the IMPERIUM system. If sensors other than those in the catalogue are used, check compatibility with Palazzoli.



IMPERIUM WITH DALI WIRING



IMPERIUM WIRELESS



Palazzoli can provide consultancy on request for the integration of more complex functions, such as consumption monitoring, access control and implementation in building automation systems, and management of situations with obstacles to the transmission of wireless signals.

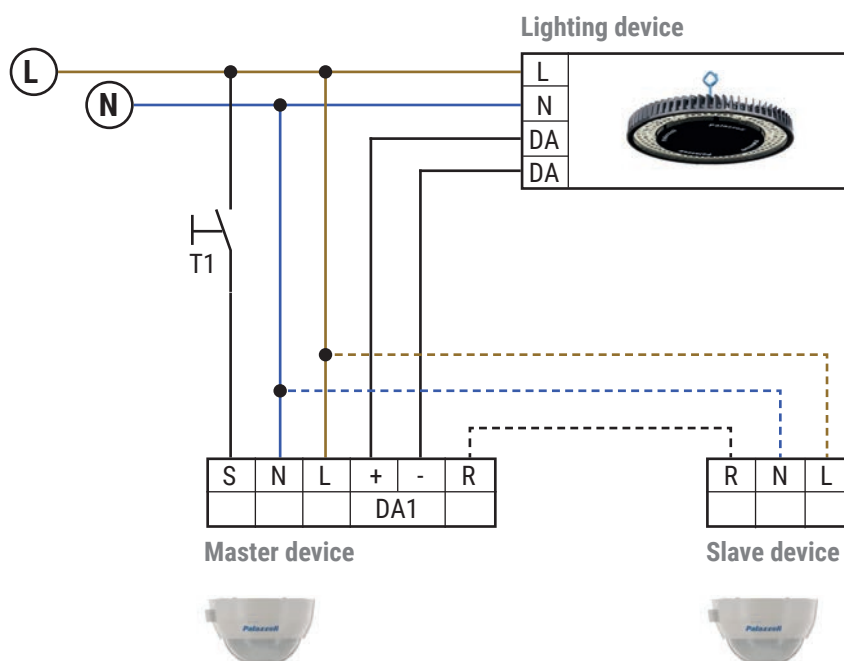
IMPERIUM with DALI wiring

It is a solution whereby light and motion sensors (excludable) interact with light fixtures equipped with DALI drivers (*). The sensors regulate the artificial lighting of an installation by maintaining the set light value on the work surface according to the presence of people (this function can also be excluded) and according to the contribution of artificial light. The sensors automatically switch off the light after 5 minutes if the amount of daylight in the installation is greater than the pre-set illuminance value and/or if no presence is detected after the set delay time.

How to create an intelligent lighting system

1. Choose light fixtures equipped with DALI driver;
2. Install a wired light and/or presence sensor (code 836001 for max. 40 devices) at strategic points in the installation (near windows and/or staff passage);
3. Configure the system via remote control (code 836002) to set the desired brightness level to be maintained.


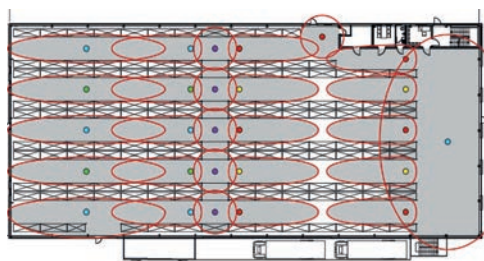
The architecture of the wired system



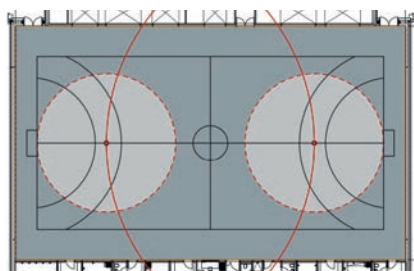
(* DALI (Digital Addressable Lighting Interface) is a standard digital technology that can uniquely address up to 64 light fixtures on a single bus. All modules can communicate with each other in a bidirectional way because each one has a unique address, called a short address. To send a command to several modules at the same time, the group address is used.

IMPERIUM with DALI wiring

LOGISTICS AREAS (e.g. warehouse)
 Presence and light sensors are positioned near the transition zones between the racking and the external handling areas.



WITH LARGE SPACES (e.g. gyms)
 The sensors are positioned on the ceiling on half of the playing area (e.g. 2 sensors per basketball court) to cover large areas. With the addition of daylight, energy savings of up to 20 % can be achieved compared to sports facilities without sensors.



IMPERIUM wireless

It is a solution for managing a lighting system without the need for a wired BUS connection between light fixtures. The system architecture is based on lighting devices with an internal DALI driver to which wireless nodes are externally added which use radio wave transmission at a frequency of 868 MHz (a radio technology that is robust against interference and suitable for covering long distances in "noisy" environments such as industrial ones, avoiding the 2.4 GHz band, which is too crowded and underperforming). The radio nodes create a Mesh Network so that each node that receives the signal regenerates it and retransmits it to neighbouring nodes to ensure extensive coverage.


How to create an intelligent lighting system

1. Choose light fixtures equipped with DALI driver;
2. Place a wireless sensor, called node (code 836101), near each light fixture;
3. Install a wireless brightness and/or presence sensor (code 836102 for max 40 light fixtures) at strategic points of the installation (near windows and/or personnel passage);
4. Configure the system via the Handheld Gateway (code 836103) to set the desired brightness level to be maintained;
5. Install the ZQ LIGHT LINK app to manage the system via the gateway and access other system functions.

(ZQ LIGHT LINK is an application for smartphones and tablets with Android and iOS systems that allows the configuration and supervision of lighting control systems).


Thanks to this App it is possible:

- Create groups of light fixtures and wireless sensors;
- Configure the working parameters of each group;
- Remote management of lighting installations



The ZQ LIGHT LINK app can be downloaded free of charge from the Google Play Store and is compatible with Bluetooth low energy smartphones. This interface is required to use the application in conjunction with the Gateway (device that allows connection with the 868 MHz wireless network used by the nodes).


The architecture of the wireless system



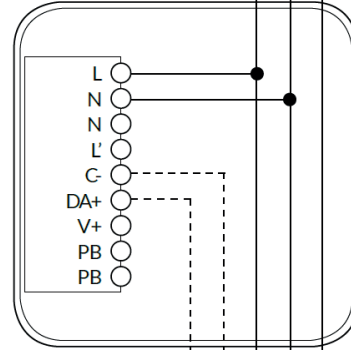

Code 836102
Light and presence sensor



Code 836103
Bluetooth/wireless gateway



App ZQ LIGHT LINK
It can be downloaded from the Google Play Store



DA DA L N



Code 836101
Wireless node
The maximum range between two nodes with visibility is 200 m



DALI light fixture

The biggest advantage of using wireless systems is the possibility of not changing the electrical installation in relamping projects. Even for new installations it could be convenient as it avoids laying dedicated cables for regulation.





Industry

Industrial plants, storage warehouses, sports and commercial centres and the food sectors are the fields of application for which Palazzoli has designed products with high lighting performance, great ease of installation and total absence of maintenance.


Thanks to the many mounting accessories available, the light fixtures can be installed in any environment, both indoors and outdoors.



Industrial interiors

Outdoor areas

Sports facilities



Industrial plants, storage warehouses, sports and commercial centres, and the food sectors are a field of application for which Palazzoli has designed products with high lighting performance, energy saving, extreme ease of installation and total absence of maintenance.



Warehouses

Hangars

Shopping centres



Floodlights

Page 77

Light fixtures

Page 101

Pendant light fixtures

Page 111

Control systems

Page 131

Traditional

Page 137





Floodlights

Industrial interiors

Outdoor areas

Sports facilities

Warehouses

Hangars

Shopping centres



TIGUA

5830 lm to 22900 lm
Page 78



XTIGUA

31390 lm to 118460 lm
Page 84



META

9190 lm to 18390 lm
Page 98



TIGUA floodlight



Body material	Low-copper aluminium alloy EN 44300
Surface treatment	Fluorozirconate passivation
Surface finish	Non-toxic polyester, anti UV, kilnpolymerised coating
Colour	RAL 7011
Diffuser material	Extra clear tempered glass
Protection rating	IP66 as per IEC 60598-1
Impact resistance	IK08 according to IEC/EN 62262
Corrosion class	C5-M / C4-H (ISO 9223)
Mounting system	U bracket with adjustment range of -135° to 135°
Ambient operating temperature	-30 °C - +40 °C
Ambient storage temperature	-40 °C - +70 °C
Actual efficacy of the device	Up to 131 lm/W
Colour temperature	4000 K
Optics features	Non-ageing, UV-resistant PMMA lenses with >90% efficiency and >95% transparency
Colour rendering index values	CRI ≥ 70 according to EN 62717
Colour consistency	MacAdam 4-step
Photobiological risk	RG0 - Exempt Group (EN 62471)
Residual flicker	< 1%
Luminous flux maintenance	L90 B10 110,000h Tq= +40 °C L90 B10 230,000h Tq= +25 °C
Insulation class	I
Supply voltage	200-240 V 0/50/60 Hz
Surge protection	8 kV common mode 6 kV differential mode (EN 61000-4-5)
Power factor	≥ 0.95
Type of power supply	Quick connector
Max. conductor cross-section	2.5 mm²
Entry cable diameter	7 - 13 mm



WARRANTY

2 YEARS OPTIONALLY EXTENDABLE TO 7



DIRECTIVES

- 2014/30/EU (EMC)
- 2014/35/EU (LVD)
- 2011/65/EU (RoHS)
- 2012/19/EU (WEEE)
- 2009/125/EC (ErP)
- EU Reg. 2019/2020 (EcoDesign)

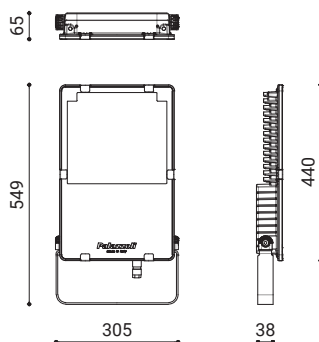
PRODUCT STANDARDS

- EN 55015
- EN 60598-1
- EN 60598-2-1
- EN 60598-2-5
- EN 60598-2-22
- EN 60598-2-24
- EN 61000-3-2
- EN 61000-3-3
- EN 61547
- EN 62311
- EN 62493
- EN 62471
- IEC/TR 62778
- EN 63000

Special versions with operating temperatures up to +55 °C and colour temperatures from 3000K to 6500K can be made.



TIGUA floodlight



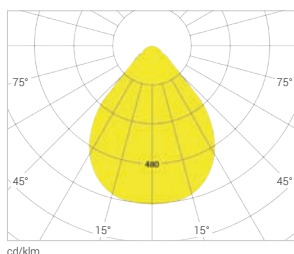
05

Flicker
 <1%

Class
 I

IP66

IK08

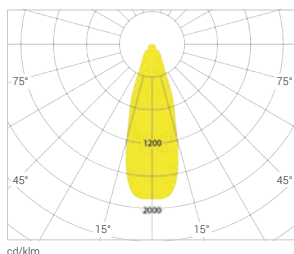


Symmetrical 81° extra wide beam optics

Included: wall bracket. Power supply with 2P quick connector.
The stated flux and power values may be subject to a +/- 7% tolerance.



No. of LEDs	Power (W)	Nominal flux (lm)Tj=25 °C	Output flux (lm)Tq=25 °C	Diffuser	Efficacy (lm/W)	Version	Weight (kg)	Code
12	48	7002	5835	Glass	122	On/Off	6.41	837011
24	95	14004	11670	Glass	123	On/Off	6.46	837012
36	130	19369	16141	Glass	124	On/Off	6.48	837013
24	140	21958	18298	Glass	131	On/Off	6.41	837024
24	188	27480	22900	Glass	122	On/Off	7.30	837025



Symmetrical 36° narrow beam optics

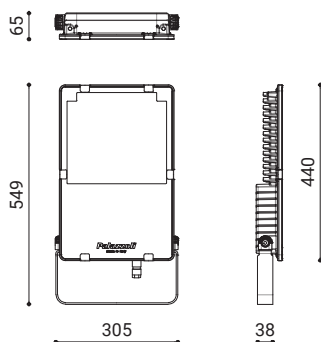
Included: wall bracket. Power supply with 2P quick connector.
The stated flux and power values may be subject to a +/- 7% tolerance.



No. of LEDs	Power (W)	Nominal flux (lm)Tj=25 °C	Output flux (lm)Tq=25 °C	Diffuser	Efficacy (lm/W)	Version	Weight (kg)	Code
12	48	7002	5835	Glass	122	On/Off	6.41	837111
24	95	14004	11670	Glass	123	On/Off	6.46	837112
36	130	19369	16141	Glass	124	On/Off	6.49	837113
24	140	21958	18298	Glass	131	On/Off	6.41	837124
24	188	27480	22900	Glass	122	On/Off	7.30	837125



TIGUA floodlight

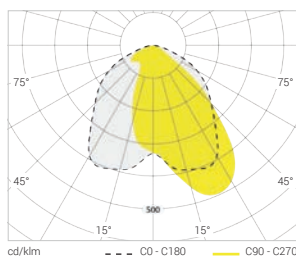


Flicker
<1%

Class
I

IP66

IK08

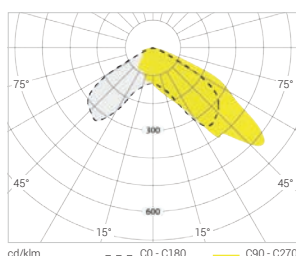


Asymmetrical 23° extra wide beam optics

Included: wall bracket. Power supply with 2P quick connector.
The stated flux and power values may be subject to a +/- 7% tolerance.

+ 40 °C
- 30 °C

No. of LEDs	Power (W)	Nominal flux (lm)Tj=25 °C	Output flux (lm)Tq=25 °C	Diffuser	Efficacy (lm/W)	Version	Weight (kg)	Code
12	48	7002	5835	Glass	122	On/Off	6.41	837211
24	95	14004	11670	Glass	123	On/Off	6.21	837212
36	130	19369	16141	Glass	124	On/Off	6.19	837213
24	140	21958	18298	Glass	131	On/Off	6.99	837224
24	188	27480	22900	Glass	122	On/Off	7.69	837225



Asymmetrical 50° extra wide beam optics

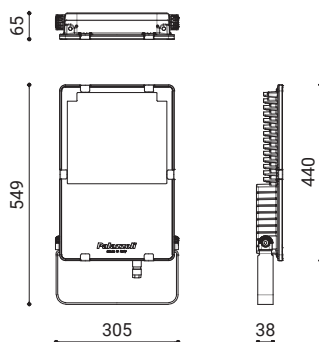
Included: wall bracket. Power supply with 2P quick connector.
The stated flux and power values may be subject to a +/- 7% tolerance.

+ 40 °C
- 30 °C

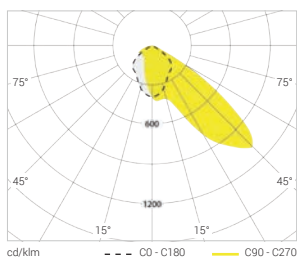
No. of LEDs	Power (W)	Nominal flux (lm)Tj=25 °C	Output flux (lm)Tq=25 °C	Diffuser	Efficacy (lm/W)	Version	Weight (kg)	Code
12	48	7002	5835	Glass	122	On/Off	6.41	837711
24	95	14004	11670	Glass	123	On/Off	6.45	837712
36	130	19369	16141	Glass	124	On/Off	6.49	837713
24	140	21958	18298	Glass	131	On/Off	6.87	837724
24	188	27480	22900	Glass	122	On/Off	7.13	837725



TIGUA floodlight



-
-
-
- Flicker <1%
- Class I
- IP66
- IK08

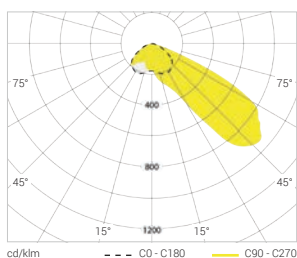


Asymmetrical 43° narrow beam optics

Included: wall bracket. Power supply with 2P quick connector.
The stated flux and power values may be subject to a +/- 7% tolerance.



No. of LEDs	Power (W)	Nominal flux (lm)Tj=25 °C	Output flux (lm)Tq=25 °C	Diffuser	Efficacy (lm/W)	Version	Weight (kg)	Code
12	48	7002	5835	Glass	122	On/Off	6.41	837311
24	95	14004	11670	Glass	123	On/Off	6.35	837312
36	130	19369	16141	Glass	124	On/Off	6.49	837313
24	140	21958	18298	Glass	131	On/Off	6.87	837324
24	188	27480	22900	Glass	122	On/Off	7.13	837325



Asymmetrical 55° narrow beam optics

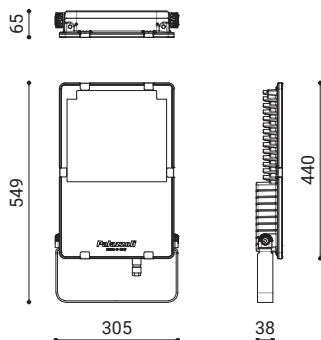
Included: wall bracket. Power supply with 2P quick connector.
The stated flux and power values may be subject to a +/- 7% tolerance.



No. of LEDs	Power (W)	Nominal flux (lm)Tj=25 °C	Output flux (lm)Tq=25 °C	Diffuser	Efficacy (lm/W)	Version	Weight (kg)	Code
12	48	7002	5835	Glass	122	On/Off	6.41	837511
24	95	14004	11670	Glass	123	On/Off	6.46	837512
36	130	19369	16141	Glass	124	On/Off	6.48	837513
24	140	21958	18298	Glass	131	On/Off	6.98	837524
24	188	27480	22900	Glass	122	On/Off	7.30	837525



TIGUA floodlight

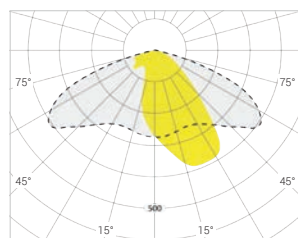


Flicker
<1%

Class
I

IP66

IK08



Roadway optics

Included: wall bracket. Power supply with 2P quick connector.
The stated flux and power values may be subject to a +/- 7% tolerance.

cd/klm

+ 40 °C
- 30 °C

Version with built in pole-top mounting available on request

No. of LEDs	Power (W)	Nominal flux (lm)Tj=25 °C	Output flux (lm)Tq=25 °C	Diffuser	Efficacy (lm/W)	Version	Weight (kg)	Code
12	48	7002	5835	Glass	122	On/Off	6.41	837411
24	95	14004	11670	Glass	123	On/Off	6.46	837412
36	130	19369	16141	Glass	124	On/Off	6.21	837413
24	140	21958	18298	Glass	131	On/Off	6.98	837424
24	188	27480	22900	Glass	122	On/Off	7.30	837425




Accessories TIGUA floodlight



TIGUA floodlight equipped with **pole-top mounting**

Protection guard



Material:
Galvanised steel

Code: **811911**

Universal mounting bracket for pole-top installation for 60 mm and 76 mm nominal pole diameters



Material:
Painted galvanised steel

Code: **811908**

Support for wall mounting with projecting arm
750 mm projection



Material:
Painted galvanised steel

Code: **811914**

Kit consisting of collar and plate for 60 mm and 76 mm nominal diameter poles



Material:
Painted galvanised steel

Code: **811912**



XTIGUA floodlight



Body material	Low-copper aluminium alloy EN 44300
Surface treatment	Fluorozirconate passivation
Surface finish	Non-toxic polyester, anti UV, kilnpolymerised coating
Colour	RAL 7011
Diffuser material	Extra clear tempered glass
Protection rating	IP66 as per IEC 60598-1
Impact resistance	IK08 according to IEC/EN 62262
Corrosion class	C5-M / C4-H (ISO 9223)
Mounting system	U bracket with adjustment range of -110° to 110°
Ambient operating temperature	-30 °C - +35 °C
Ambient storage temperature	-40 °C - +70 °C
Actual efficacy of the device	Up to 133 lm/W
Colour temperature	4000 K
Optics features	Non-ageing, UV-resistant PMMA lenses with >90% efficiency and >95% transparency
Colour rendering index values	CRI ≥ 70 according to EN 62717
Colour consistency	MacAdam 4-step
Photobiological risk	RG0 - Exempt Group (EN 62471)
Residual flicker	< 1%
Luminous flux maintenance	L90 B10 110,000h Tq= +40 °C L90 B10 230,000h Tq= +25 °C
Insulation class	I
Supply voltage	200-240 V 0/50/60 Hz
Surge protection	10kV common mode 6 kV differential mode (EN 61000-4-5)
Power factor	≥ 0.95
Type of power supply	Quick connector
Max. conductor cross-section	2.5 mm²
Entry cable diameter	7 - 13 mm



WARRANTY

2 YEARS OPTIONALLY EXTENDABLE TO 7



DIRECTIVES

- 2014/30/EU (EMC)
- 2014/35/EU (LVD)
- 2011/65/EU (RoHS)
- 2012/19/EU (WEEE)
- 2009/125/EC (ErP)
- EU Reg. 2019/2020 (EcoDesign)

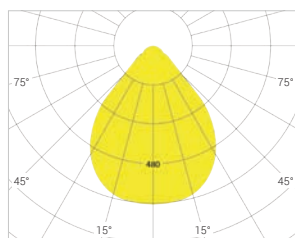
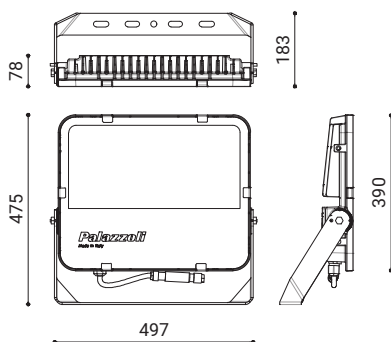
PRODUCT STANDARDS

- EN 55015
- EN 60598-1
- EN 60598-2-1
- EN 60598-2-5
- EN 60598-2-22
- EN 60598-2-24
- EN 61000-3-2
- EN 61000-3-3
- EN 61547
- EN 62311
- EN 62493
- EN 62471
- IEC/TR 62778
- EN 63000

Special versions with operating temperatures up to +55 °C and colour temperatures from 3000K to 6500K can be made.



XTIGUA floodlight | size M

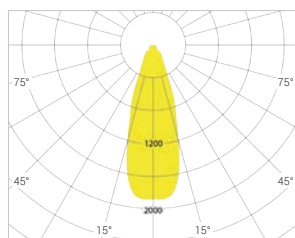


Symmetrical 81° extra wide beam optics

Included: wall bracket.
Power supply with 5Px1.5mm² quick connector and 1.5mm² H07RN-F cable.
The stated flux and power values may be subject to a +/- 7% tolerance.



No. of LEDs	Power (W)	Nominal flux (lm)	Output flux (lm)	Diffuser	Efficacy (lm/W)	Version	Weight (kg)	Code
36	236	37665	31388	Glass	133	DALI	9.50	838036DA
48	309	49316	41097	Glass	133	DALI	9.50	838048DA



Symmetrical 36° narrow beam optics

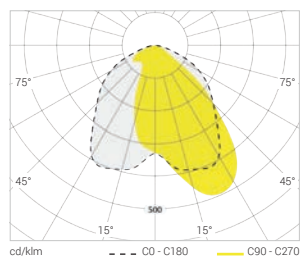
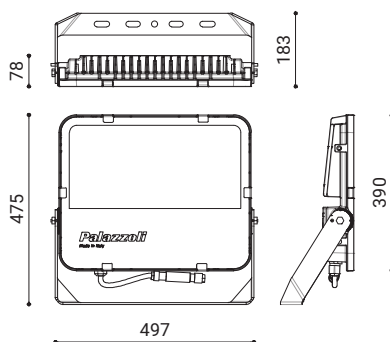
Included: wall bracket.
Power supply with 5Px1.5mm² quick connector and 1.5mm² H07RN-F cable.
The stated flux and power values may be subject to a +/- 7% tolerance.



No. of LEDs	Power (W)	Nominal flux (lm)	Output flux (lm)	Diffuser	Efficacy (lm/W)	Version	Weight (kg)	Code
36	236	37665	31388	Glass	133	DALI	9.50	838136DA
48	309	49316	41097	Glass	133	DALI	9.50	838148DA



XTIGUA floodlight | size M

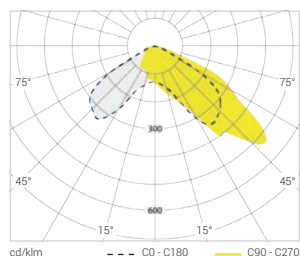


Asymmetrical 23° extra wide beam optics

Included: wall bracket.
Power supply with 5P×1.5mm² quick connector and 1.5mm² H07RN-F cable.
The stated flux and power values may be subject to a +/- 7% tolerance.



No. of LEDs	Power (W)	Nominal flux (lm)	Output flux (lm)	Diffuser	Efficacy (lm/W)	Version	Weight (kg)	Code
36	236	37665	31388	Glass	133	DALI	9.50	838236DA
48	309	49316	41097	Glass	133	DALI	9.50	838248DA



Asymmetrical 50° extra wide beam optics

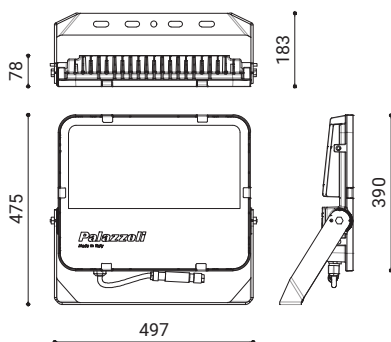
Included: wall bracket.
Power supply with 5P×1.5mm² quick connector and 1.5mm² H07RN-F cable.
The stated flux and power values may be subject to a +/- 7% tolerance.



No. of LEDs	Power (W)	Nominal flux (lm)	Output flux (lm)	Diffuser	Efficacy (lm/W)	Version	Weight (kg)	Code
36	236	37665	31388	Glass	133	DALI	9.50	838736DA
48	309	49316	41097	Glass	133	DALI	9.50	838748DA



XTIGUA floodlight | size M



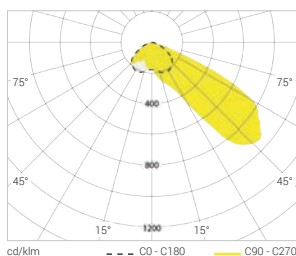
05

Flicker
 <1%

Class
 I

IP66

IK08

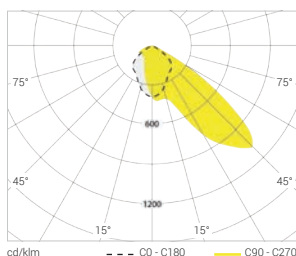


Asymmetrical 43° narrow beam optics

Included: wall bracket.
 Power supply with 5Px1.5mm² quick connector and 1.5mm² H07RN-F cable.
 The stated flux and power values may be subject to a +/- 7% tolerance.



No. of LEDs	Power (W)	Nominal flux (lm)	Output flux (lm)	Diffuser	Efficacy (lm/W)	Version	Weight (kg)	Code
36	236	37665	31388	Glass	133	DALI	9.50	838336DA
48	309	49316	41097	Glass	133	DALI	9.50	838348DA



Asymmetrical 55° narrow beam optics

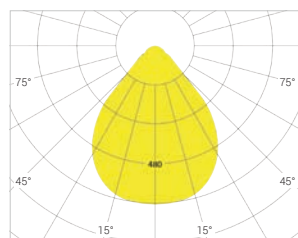
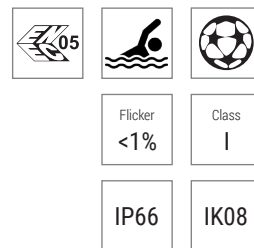
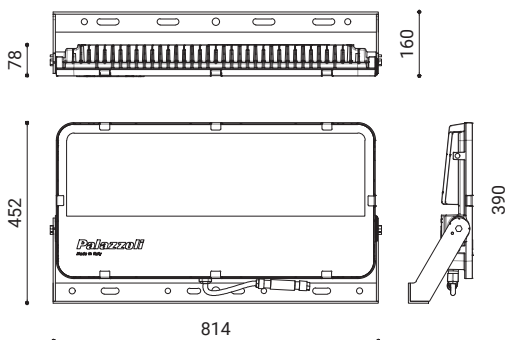
Included: wall bracket.
 Power supply with 5Px1.5mm² quick connector and 1.5mm² H07RN-F cable.
 The stated flux and power values may be subject to a +/- 7% tolerance.



No. of LEDs	Power (W)	Nominal flux (lm)	Output flux (lm)	Diffuser	Efficacy (lm/W)	Version	Weight (kg)	Code
36	236	37665	31388	Glass	133	DALI	9.50	838536DA
48	309	49316	41097	Glass	133	DALI	9.50	838548DA



XTIGUA floodlight | size L

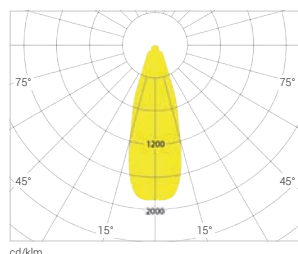


Symmetrical 81° extra wide beam optics

Included: wall bracket.
Power supply with 5Px1.5mm² quick connector and 1.5mm² H07RN-F cable.
The stated flux and power values may be subject to a +/- 7% tolerance.



No. of LEDs	Power (W)	Nominal flux (lm)	Output flux (lm)	Diffuser	Efficacy (lm/W)	Version	Weight (kg)	Code
60	368	58733	48944	Glass	133	DALI	13.40	838060DA
72	442	70543	59228	Glass	134	DALI	13.40	838072DA



Symmetrical 36° narrow beam optics

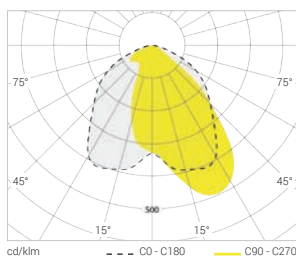
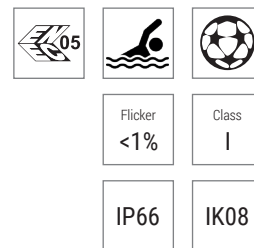
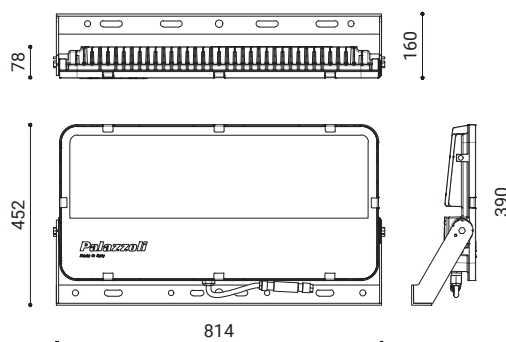
Included: wall bracket.
Power supply with 5Px1.5mm² quick connector and 1.5mm² H07RN-F cable.
The stated flux and power values may be subject to a +/- 7% tolerance.



No. of LEDs	Power (W)	Nominal flux (lm)	Output flux (lm)	Diffuser	Efficacy (lm/W)	Version	Weight (kg)	Code
60	368	58733	48944	Glass	133	DALI	13.40	838160DA
72	442	70543	59228	Glass	134	DALI	13.40	838172DA



XTIGUA floodlight | size L

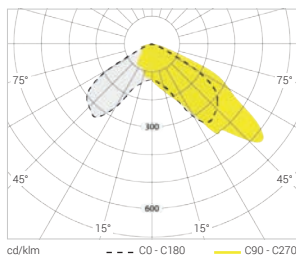


Asymmetrical 23° extra wide beam optics

Included: wall bracket.
Power supply with 5Px1.5mm² quick connector and 1.5mm² H07RN-F cable.
The stated flux and power values may be subject to a +/- 7% tolerance.



No. of LEDs	Power (W)	Nominal flux (lm)	Output flux (lm)	Diffuser	Efficacy (lm/W)	Version	Weight (kg)	Code
60	368	58733	48944	Glass	133	DALI	13.40	838260DA
72	442	70543	59228	Glass	134	DALI	13.40	838272DA



Asymmetrical 50° extra wide beam optics

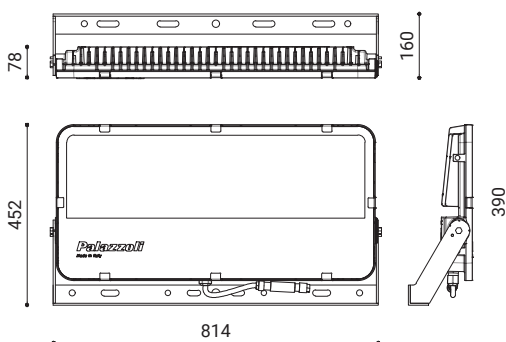
Included: wall bracket.
Power supply with 5Px1.5mm² quick connector and 1.5mm² H07RN-F cable.
The stated flux and power values may be subject to a +/- 7% tolerance.



No. of LEDs	Power (W)	Nominal flux (lm)	Output flux (lm)	Diffuser	Efficacy (lm/W)	Version	Weight (kg)	Code
60	368	58733	48944	Glass	133	DALI	13.40	838760DA
72	442	70543	59228	Glass	134	DALI	13.40	838772DA



XTIGUA floodlight | size L

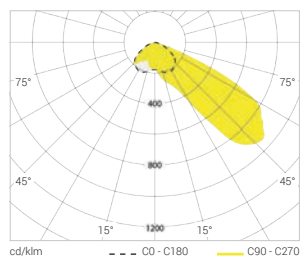


Flicker
<1%

Class
I

IP66

IK08

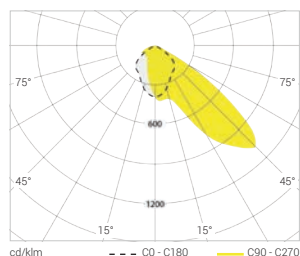


Asymmetrical 43° narrow beam optics

Included: wall bracket.
Power supply with 5P×1.5mm² quick connector and 1.5mm² H07RN-F cable.
The stated flux and power values may be subject to a +/- 7% tolerance.



No. of LEDs	Power (W)	Nominal flux (lm)	Output flux (lm)	Diffuser	Efficacy (lm/W)	Version	Weight (kg)	Code
60	368	58733	48944	Glass	133	DALI	13.40	838360DA
72	442	70543	59228	Glass	134	DALI	13.40	838372DA



Asymmetrical 55° narrow beam optics

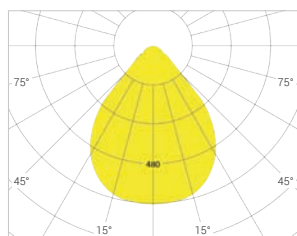
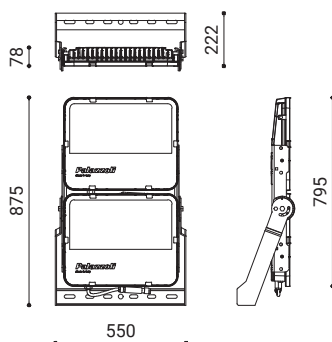
Included: wall bracket.
Power supply with 5P×1.5mm² quick connector and 1.5mm² H07RN-F cable.
The stated flux and power values may be subject to a +/- 7% tolerance.



No. of LEDs	Power (W)	Nominal flux (lm)	Output flux (lm)	Diffuser	Efficacy (lm/W)	Version	Weight (kg)	Code
60	368	58733	48944	Glass	133	DALI	13.40	838560DA
72	442	70543	59228	Glass	134	DALI	13.40	838572DA



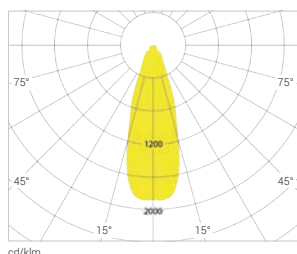
XTIGUA floodlight | size XL



Symmetrical 81° extra wide beam optics

Included: wall bracket.
Power supply with 5Px1.5mm² quick connector and 1.5mm² H07RN-F cable.
The stated flux and power values may be subject to a +/- 7% tolerance.

No. of LEDs	Power (W)	Nominal flux (lm)	Output flux (lm)	Diffuser	Efficacy (lm/W)	Version	Weight (kg)	Code
96	618	98632	82194	Glass	133	DALI	23.20	838096DA



Symmetrical 36° narrow beam optics

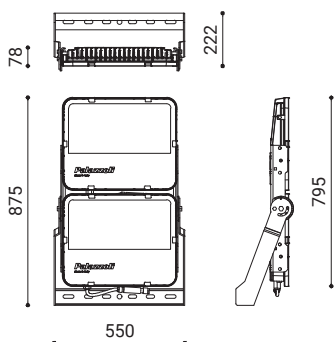
Included: wall bracket.
Power supply with 5Px1.5mm² quick connector and 1.5mm² H07RN-F cable.
The stated flux and power values may be subject to a +/- 7% tolerance.

No. of LEDs	Power (W)	Nominal flux (lm)	Output flux (lm)	Diffuser	Efficacy (lm/W)	Version	Weight (kg)	Code
96	618	98632	82194	Glass	133	DALI	23.20	838196DA





XTIGUA floodlight | size XL

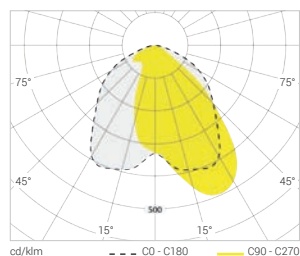


Flicker
<1%

Class
I

IP66

IK08

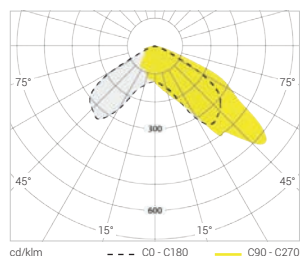


Asymmetrical 23° extra wide beam optics

Included: wall bracket.
Power supply with 5P×1.5mm² quick connector and 1.5mm² H07RN-F cable.
The stated flux and power values may be subject to a +/- 7% tolerance.



No. of LEDs	Power (W)	Nominal flux (lm)	Output flux (lm)	Diffuser	Efficacy (lm/W)	Version	Weight (kg)	Code
96	618	98632	82194	Glass	133	DALI	23.20	838296DA



Asymmetrical 50° extra wide beam optics

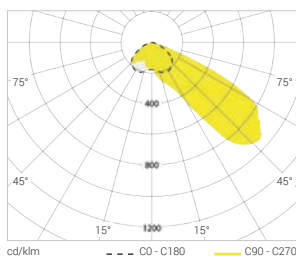
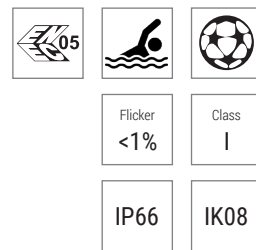
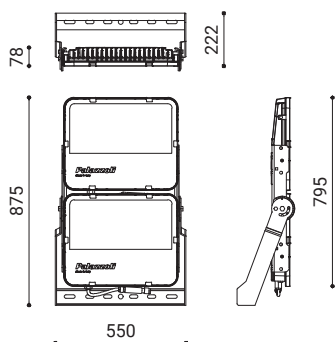
Included: wall bracket.
Power supply with 5P×1.5mm² quick connector and 1.5mm² H07RN-F cable.
The stated flux and power values may be subject to a +/- 7% tolerance.



No. of LEDs	Power (W)	Nominal flux (lm)	Output flux (lm)	Diffuser	Efficacy (lm/W)	Version	Weight (kg)	Code
96	618	98632	82194	Glass	133	DALI	23.20	838796DA



XTIGUA floodlight | size XL

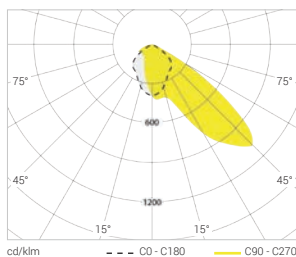


Asymmetrical 43° narrow beam optics

Included: wall bracket.
Power supply with 5Px1.5mm² quick connector and 1.5mm² H07RN-F cable.
The stated flux and power values may be subject to a +/- 7% tolerance.



No. of LEDs	Power (W)	Nominal flux (lm)	Output flux (lm)	Diffuser	Efficacy (lm/W)	Version	Weight (kg)	Code
96	618	98632	82194	Glass	133	DALI	23.20	838396DA



Asymmetrical 55° narrow beam optics

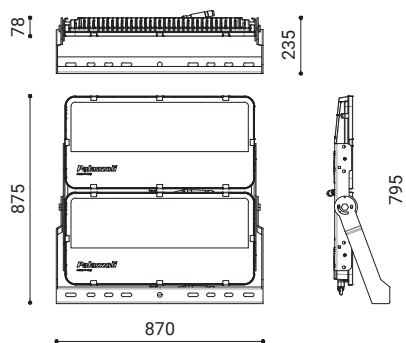
Included: wall bracket.
Power supply with 5Px1.5mm² quick connector and 1.5mm² H07RN-F cable.
The stated flux and power values may be subject to a +/- 7% tolerance.



No. of LEDs	Power (W)	Nominal flux (lm)	Output flux (lm)	Diffuser	Efficacy (lm/W)	Version	Weight (kg)	Code
96	618	98632	82194	Glass	133	DALI	23.20	838596DA



XTIGUA floodlight | size XXL

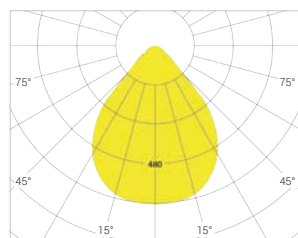


Flicker
<1%

Class
I

IP66

IK08

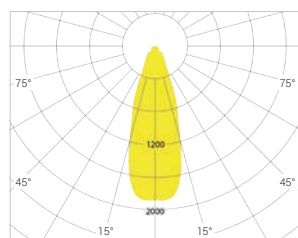


Symmetrical 81° extra wide beam optics

Included: wall bracket.
Power supply with 5Px1.5mm² quick connector and 1.5mm² H07RN-F cable.
The stated flux and power values may be subject to a +/- 7% tolerance.

+ 35°C
- 30°C

No. of LEDs	Power (W)	Nominal flux (lm)	Output flux (lm)	Diffuser	Efficacy (lm/W)	Version	Weight (kg)	Code
120	736	117500	97888	Glass	133	DALI	35.00	838012DA
144	884	141000	118456	Glass	134	DALI	35.00	838014DA



Symmetrical 36° narrow beam optics

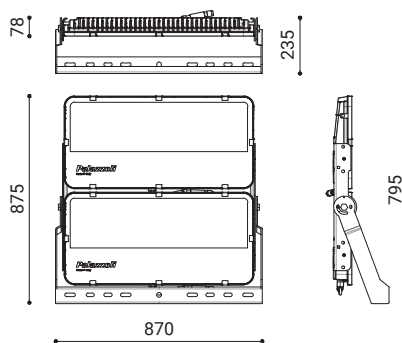
Included: wall bracket.
Power supply with 5Px1.5mm² quick connector and 1.5mm² H07RN-F cable.
The stated flux and power values may be subject to a +/- 7% tolerance.

+ 35°C
- 30°C

No. of LEDs	Power (W)	Nominal flux (lm)	Output flux (lm)	Diffuser	Efficacy (lm/W)	Version	Weight (kg)	Code
120	736	117500	97888	Glass	133	DALI	35.00	838112DA
144	884	141000	118456	Glass	134	DALI	35.00	838114DA



XTIGUA floodlight | size XXL

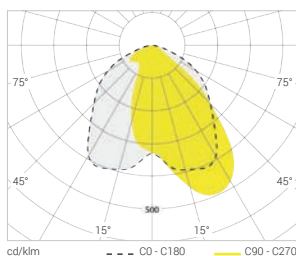


Flicker
<1%

Class
I

IP66

IK08

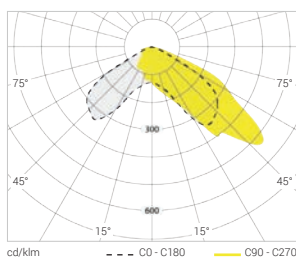


Asymmetrical 23° extra wide beam optics

Included: wall bracket.
Power supply with 5Px1.5mm² quick connector and 1.5mm² H07RN-F cable.
The stated flux and power values may be subject to a +/- 7% tolerance.



No. of LEDs	Power (W)	Nominal flux (lm)	Output flux (lm)	Diffuser	Efficacy (lm/W)	Version	Weight (kg)	Code
120	736	117500	97888	Glass	133	DALI	35.00	838212DA
144	884	141000	118456	Glass	134	DALI	35.00	838214DA



Asymmetrical 50° extra wide beam optics

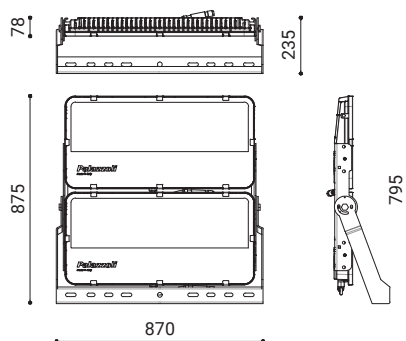
Included: wall bracket.
Power supply with 5Px1.5mm² quick connector and 1.5mm² H07RN-F cable.
The stated flux and power values may be subject to a +/- 7% tolerance.



No. of LEDs	Power (W)	Nominal flux (lm)	Output flux (lm)	Diffuser	Efficacy (lm/W)	Version	Weight (kg)	Code
120	736	117500	97888	Glass	133	DALI	35.00	838712DA
144	884	141000	118456	Glass	134	DALI	35.00	838714DA



XTIGUA floodlight | size XXL

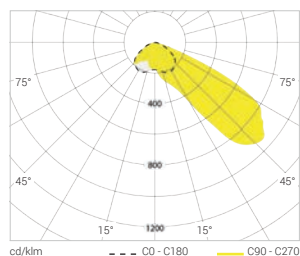


Flicker
<1%

Class
I

IP66

IK08

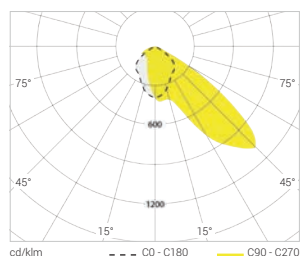


Asymmetrical 43° narrow beam optics

Included: wall bracket.
Power supply with 5Px1.5mm² quick connector and 1.5mm² H07RN-F cable.
The stated flux and power values may be subject to a +/- 7% tolerance.

+35°C
-30°C

No. of LEDs	Power (W)	Nominal flux (lm)	Output flux (lm)	Diffuser	Efficacy (lm/W)	Version	Weight (kg)	Code
120	736	117500	97888	Glass	133	DALI	35.00	838312DA
144	884	141000	118456	Glass	134	DALI	35.00	838314DA



Asymmetrical 55° narrow beam optics

Included: wall bracket.
Power supply with 5Px1.5mm² quick connector and 1.5mm² H07RN-F cable.
The stated flux and power values may be subject to a +/- 7% tolerance.

+35°C
-30°C

No. of LEDs	Power (W)	Nominal flux (lm)	Output flux (lm)	Diffuser	Efficacy (lm/W)	Version	Weight (kg)	Code
120	736	117500	97888	Glass	133	DALI	35.00	838512DA
144	884	141000	118456	Glass	134	DALI	35.00	838514DA




Accessories XTIGUA floodlight



X-TIGUA floodlight fitted with **crossbar for pole-top installation**

Protective grille for X-TIGUA floodlights size M, XL



Material:
Galvanised steel

Code: **818992**

Note: for sizes XL and XXL use 2 grids.

Protective grille for X-TIGUA floodlights size L, XXL



Material:
Galvanised steel

Code: **818993**

Note: for sizes XL and XXL use 2 grids.

Crossbar for pole-top installation for 1 X-TIGUA floodlight



Material:
Painted galvanised steel

Code: **818990**

Note: crossbar suitable for mounting up to 2 floodlights size M, L, XL. for size XXL the crossbar code is 818991.
The crossbar can be installed on \varnothing 60 to \varnothing 76 mm poles.

Crossbar for pole-top installation for 2 or 4 X-TIGUA floodlights



Material:
Painted galvanised steel

Code: **818991**

Note: crossbar suitable for mounting up to 2 floodlights size L, XXL or 4 floodlights size M, XL.
The crossbar can be installed on \varnothing 60 to \varnothing 76 mm poles.



META floodlight



Body material	EN 46100 aluminium alloy
Surface treatment	Fluorozirconate passivation
Surface finish	Non-toxic polyester, anti UV, kilnpolymerised coating
Colour	RAL 7011
Diffuser material	Extra clear tempered glass
Protection rating	IP66/IP67 according to IEC 60598-1
Impact resistance	IK08 according to IEC/EN 62262
Corrosion class	C4-M / C3-H (ISO 9223)
Mounting system	U-bracket with adjustment
Ambient operating temperature	-30 °C - +40 °C
Ambient storage temperature	-40 °C - +70 °C
Actual efficacy of the device	Up to 93 lm/W
Colour temperature	4000 K
Optics features	Non-ageing, UV-resistant PMMA lenses with >90% efficiency and >95% transparency
Colour rendering index values	CRI ≥ 80 according to EN 62717
Colour consistency	MacAdam 4-step
Photobiological risk	RG0 - Exempt Group (EN 62471)
Residual flicker	< 1%
Luminous flux maintenance	L80 B20 @ 110.000h Tq= +40 °C
Insulation class	I
Supply voltage	200-240 V 0/50/60 Hz
Surge protection	10kV common mode 6 kV differential mode (EN 61000-4-5)
Power factor	≥ 0.95
Type of power supply	Quick connector
Max. conductor cross-section	2.5 mm²
Entry cable diameter	7 - 13 mm



WARRANTY

2 YEARS OPTIONALLY EXTENDABLE TO 7



DIRECTIVES

2014/30/EU (EMC)
2014/35/EU (LVD)
2011/65/EU (RoHS)
2012/19/EU (WEEE)
2009/125/EC (ErP)
EU Reg. 2019/2020 (EcoDesign)

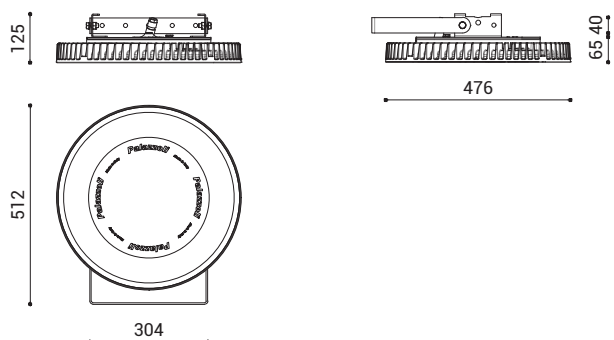
PRODUCT STANDARDS

EN 55015
EN 60598-1
EN 60598-2-1
EN 60598-2-5
EN 60598-2-22
EN 60598-2-24
EN 61000-3-2
EN 61000-3-3
EN 61547
EN 62311
EN 62493
EN 62471
IEC/TR 62778
EN 63000

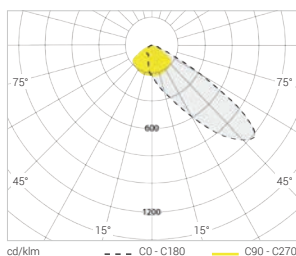
Special versions with operating temperatures up to +55 °C and colour temperatures from 3000K to 6500K can be made.



META floodlight



Flicker <1%	Class I
IP66	IK08



Asymmetrical 50° narrow beam optics


Included: adjustable bracket for installation on walls or supporting structures (poles, light towers).
 Power supply with 5P quick connector. Suitable for lighting outdoor areas and sports facilities.
 The stated flux and power values may be subject to a +/- 7% tolerance.



No. of LEDs	Power (W)	Nominal flux (lm)	Output flux (lm)	Diffuser	Efficacy (lm/W)	Version	Weight (kg)	Code
9	99	13230	9193	Glass	93	1-10V dimmable	10.56	810296
12	133	17640	12258	Glass	92	1-10V dimmable	10.67	810226
15	168	22050	15322	Glass	91	1-10V dimmable	10.98	810256
18	199	26460	18387	Glass	92	1-10V dimmable	11.15	810286

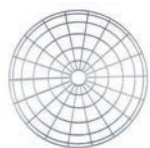


Accessories META floodlight



META floodlight fitted with **collar and plate for pole mounting**

Protection guard



Material:
Galvanised steel

Code: **810993**

Universal mounting bracket
for pole-top installation for 60 mm and 76 mm
nominal pole diameters



Material:
Painted galvanised
steel

Code: **811908**

Kit consisting of collar and plate
for pole mounting, diameters 60 mm to 80 mm



Material:
Painted galvanised
steel

Code: **811912**

Industry



Light fixtures

Industrial interiors

Outdoor areas

Sports facilities

Warehouses

Hangars

Shopping centres



RINOLED

3560 lm to 10575 lm

Page 102



Body material	AISI 304 stainless steel Painted galvanised steel
Surface treatment	Fluorozirconate passivation
Surface finish	Non-toxic polyester, anti UV, kilnpolymerised coating
Colour	RAL 9016 (painted galvanised steel version)
Diffuser material	Tempered glass and UV stabilised polycarbonate
Protection rating	IP66 as per IEC 60598-1
Impact resistance	IK09 as per IEC/EN 62262
Corrosion class	C5 AISI 304 stainless steel C5-M / C4-H painted galvanised steel (ISO 9223)
Mounting system	Pair of eyebolts in AISI 304 stainless steel
Ambient operating temperature	-30 °C - +45 °C 0 °C - +35 °C (emergency versions) -30 °C - +55 °C (HT version)
Ambient storage temperature	-40°C - +70°C -30 °C - +50 °C (emergency versions)
Actual efficacy of the device	Up to 142 lm/W
Colour temperature	4000 K
Optics features	Non-ageing, UV-resistant PMMA lenses with >90% efficiency and >95% transparency
Colour rendering index values	CRI ≥ 80 according to EN 62717
Colour consistency	MacAdam 3-step
Photobiological risk	RG0 - Exempt Group (EN 62471)
Residual flicker	< 3%
Luminous flux maintenance	L80 B10 @50.000h Tq=25 °C Tq= +55 °C (HT version)
Emergency battery lifetime	1h-3h
Emergency battery charging time	24h
Insulation class	I
Supply voltage	200-240 V 0/50/60 Hz
Surge protection	2 kV (EN 61000-4-5)
Power factor	≥ 0.95
Type of power supply	Quick connector
Max. conductor cross-section	1.5 mm ²
Entry cable diameter	9 to 12 mm

Special versions can be made by combining materials, optics, power supplies and operating temperatures. Feed-through wiring versions, in AISI 316L STAINLESS steel and with colour temperatures from 3000K to 6500K, are available.

**WARRANTY**

2 YEARS OPTIONALLY EXTENDABLE TO 7

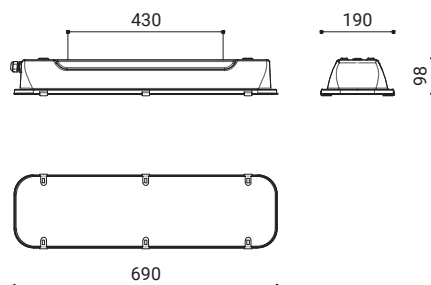
**DIRECTIVES**

2014/30/EU (EMC)
2014/35/EU (LVD)
2011/65/EU (RoHS)
2012/19/EU (WEEE)
2009/125/EC (ErP)
EU Reg. 2019/2020 (EcoDesign)

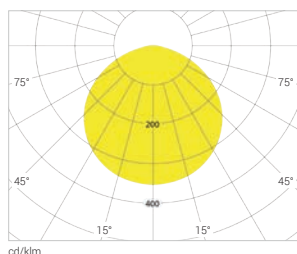
PRODUCT STANDARDS

EN 55015
EN 60598-1
EN 60598-2-1
EN 60598-2-22
EN 60598-2-24
EN 61000-3-2
EN 61000-3-3
EN 61547
EN 62311
EN 62493
EN 62471
IEC/TR 62778
EN 63000

RINOLED | 690 mm



Class
I



110° symmetrical optics

Included: pair of eyebolts in AISI 304 STAINLESS STEEL for pendant mounting.
Power supply with quick connector.
The stated flux and power values may be subject to a +/- 7% tolerance.

Stainless steel



No. of LEDs	Power (W)	Nominal flux (lm)	Output flux (lm)	Diffuser	Efficacy (lm/W)	Version	Weight (kg)	Code
48	26	4100	3692	Glass	142	On/Off	3.47	822182
72	40	6440	5640	Glass	141	On/Off	3.35	822282

Painted galvanised steel



48	26	4100	3692	Glass	142	On/Off	3.47	842182
72	40	6440	5640	Glass	141	On/Off	3.56	842282

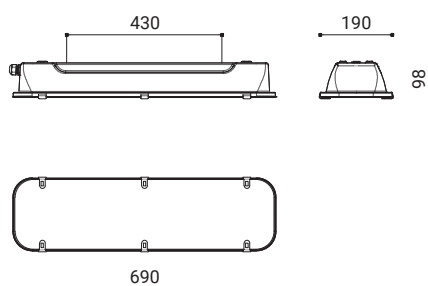
Painted galvanised steel
Emergency



48	26	4100	3692 (770 in EM)	Glass	142	On/Off Emergency 1h	3.80	842180
72	40	6440	5640 (940 in EM)	Glass	141	On/Off Emergency 1h	3.96	842280



RINOLED | 690 mm



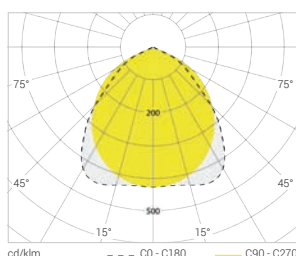
05

D

Class
I

IP66

IK09



88° symmetrical optics

Included: pair of AISI 304 STAINLESS steel eyebolts for pendant mounting.
Power supply with quick connector.
The stated flux and power values may be subject to a +/- 7% tolerance.

Stainless steel



The polycarbonate diffuser makes the device suitable for use in the food industry in accordance with HACCP regulations

No. of LEDs	Power (W)	Nominal flux (lm)	Output flux (lm)	Diffuser	Efficacy (lm/W)	Version	Weight (kg)	Code
48	26	4100	3562	Glass	137	On/Off	3.38	821182
72	40	6440	5400	Glass	135	On/Off	3.47	821282
48	26	4100	3562	Polycarbonate	137	On/Off	2.63	826182
72	40	6440	5400	Polycarbonate	135	On/Off	2.64	826282

Stainless steel Emergency



48	26	4100	3562 (770 in EM)	Glass	137	On/Off Emergency 1h	3.59	821180
72	40	6440	5400 (940 in EM)	Glass	135	On/Off Emergency 1h	3.70	821280
48	26	4100	3562 (770 in EM)	Glass	137	On/Off Emergency 3h	3.90	821183
72	40	6440	5400 (940 in EM)	Glass	135	On/Off Emergency 3h	3.84	821283

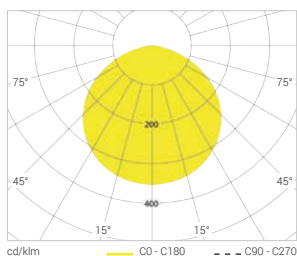
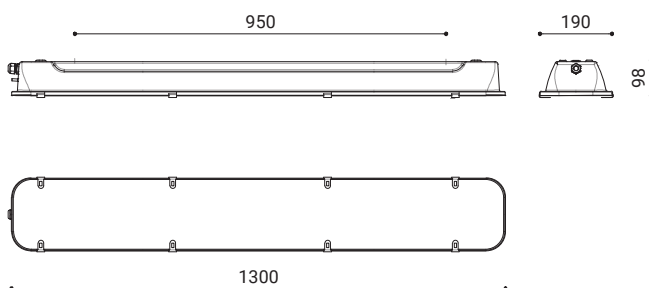
Painted galvanised steel



The polycarbonate diffuser makes the device suitable for use in the food industry in accordance with HACCP regulations

48	26	4100	3562	Glass	137	On/Off	3.50	841182
72	40	6440	5400	Glass	135	On/Off	3.52	841282
48	26	4100	3562	Polycarbonate	137	On/Off	2.71	846182
72	40	6440	5400	Polycarbonate	135	On/Off	2.76	846282

RINOLED | 1300 mm



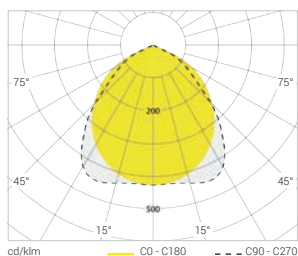
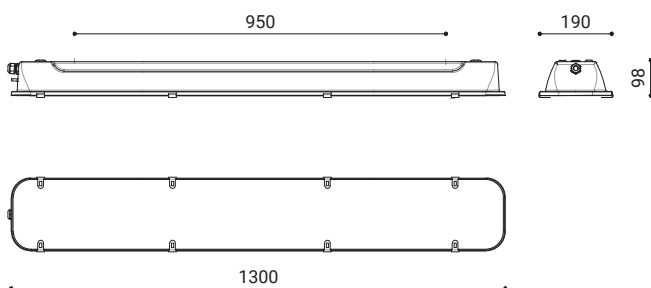
110° symmetrical optics

Included: pair of AISI 304 STAINLESS steel eyebolts for pendant mounting.
 Power supply with quick connector.
 The stated flux and power values may be subject to a +/- 7% tolerance.

	No. of LEDs	Power (W)	Nominal flux (lm)	Output flux (lm)	Diffuser	Efficacy (lm/W)	Version	Weight (kg)	Code
Stainless steel 	96	52	8200	7384	Glass	142	On/Off	6.23	822382
	144	63	11000	8946	Glass	142	On/Off	6.20	822482
	144	75	12200	10575	Glass	141	On/Off	6.20	822582
Painted galvanised steel 	96	52	8200	7384	Glass	142	On/Off	6.33	842382
	144	63	11000	8946	Glass	142	On/Off	6.30	842482
	144	75	12200	10575	Glass	141	On/Off	6.30	842582
Painted galvanised steel Emergency 	96	52	8200	7384 (940 in EM)	Glass	142	On/Off Emergency 1h	6.64	842380



RINOLED | 1300 mm



88° symmetrical optics

Included: pair of AISI 304 STAINLESS steel eyebolts for pendant mounting.
Power supply with quick connector.
The stated flux and power values may be subject to a +/- 7% tolerance.

Stainless steel



The polycarbonate diffuser makes the device suitable for use in the food industry in accordance with HACCP regulations

No. of LEDs	Power (W)	Nominal flux (lm)	Output flux (lm)	Diffuser	Efficacy (lm/W)	Version	Weight (kg)	Code
96	52	8200	7072	Glass	136	On/Off	6.24	821382
144	63	11000	8631	Glass	137	On/Off	6.35	821482
144	75	12200	9900	Glass	132	On/Off	6.20	821582
96	52	8200	7072	Polycarbonate	136	On/Off	4.12	826382
144	63	11000	8631	Polycarbonate	137	On/Off	4.00	826482
144	75	12200	9900	Polycarbonate	132	On/Off	4.00	826582
96	52	8200	7072	Glass	136	DALI	6.20	821382DA
144	55	9547	7518	Glass	137	DALI	6.20	821482DA
144	71	11947	9428	Glass	132	DALI	6.20	821582DA
96	52	8200	7072	Polycarbonate	136	DALI	4.13	826382DA
144	55	9547	7518	Polycarbonate	137	DALI	4.00	826482DA
144	71	11947	9428	Polycarbonate	132	DALI	4.00	826582DA

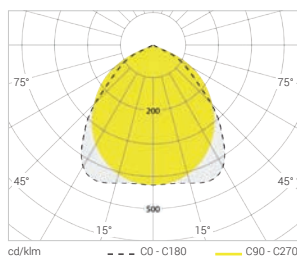
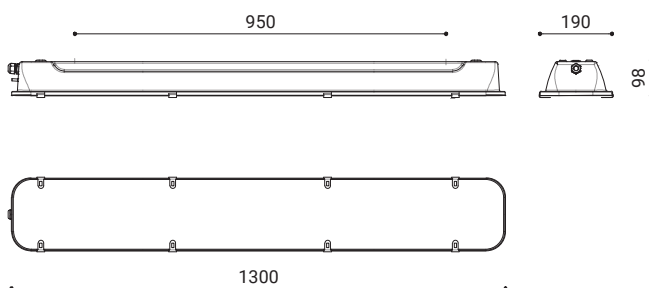
Painted galvanised steel



The polycarbonate diffuser makes the device suitable for use in the food industry in accordance with HACCP regulations

96	52	8200	7072	Glass	136	On/Off	6.30	841382
144	63	11000	8631	Glass	137	On/Off	6.30	841482
144	75	12200	9900	Glass	132	On/Off	6.30	841582
96	52	8200	7072	Polycarbonate	136	On/Off	4.10	846382
144	63	11000	8631	Polycarbonate	137	On/Off	4.10	846482
144	75	12200	9900	Polycarbonate	132	On/Off	2.41	846582

RINOLED | 1300 mm



88° symmetrical optics

Included: pair of AISI 304 STAINLESS steel eyebolts for pendant mounting.
 Power supply with quick connector.
 The stated flux and power values may be subject to a +/- 7% tolerance.

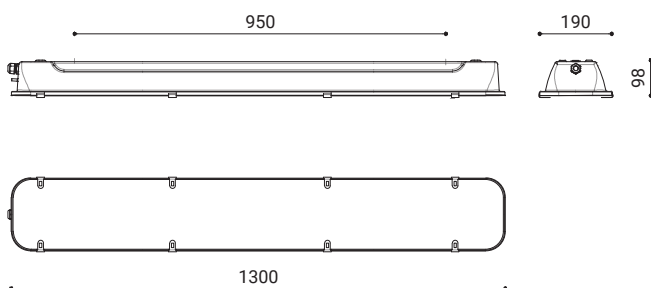
Stainless steel
Emergency



No. of LEDs	Power (W)	Nominal flux (lm)	Output flux (lm)	Diffuser	Efficacy (lm/W)	Version	Weight (kg)	Code
96	52	8200	7072 (940 in EM)	Glass	136	On/Off Emergency 1h	6.58	821380
144	63	11000	8631 (940 in EM)	Glass	137	On/Off Emergency 1h	6.63	821480
144	75	12200	9900 (940 in EM)	Glass	132	On/Off Emergency 1h	6.50	821580
96	52	8200	7072 (940 in EM)	Glass	136	On/Off Emergency 3h	6.70	821383
144	63	11000	8631 (940 in EM)	Glass	137	On/Off Emergency 3h	6.70	821483
144	75	12200	9900 (940 in EM)	Glass	132	On/Off Emergency 3h	6.70	821583
96	52	8200	7072 (940 in EM)	Polycarbonate	136	On/Off Emergency 1h	4.30	826380
144	63	11000	8631 (940 in EM)	Polycarbonate	137	On/Off Emergency 1h	4.30	826480
144	75	12200	9900 (940 in EM)	Polycarbonate	132	On/Off Emergency 1h	4.30	826580
96	52	8200	7072 (940 in EM)	Polycarbonate	136	On/Off Emergency 3h	4.50	826383
144	63	11000	8631 (940 in EM)	Polycarbonate	137	On/Off Emergency 3h	4.50	826483
144	75	12200	9900 (940 in EM)	Polycarbonate	132	On/Off Emergency 3h	4.50	826583



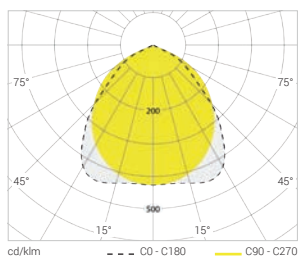
RINOLED | 1300 mm



Class
I

IP66

IK09



88° symmetrical optics

Included: pair of AISI 304 STAINLESS steel eyebolts for pendant mounting.
Power supply with quick connector.
The stated flux and power values may be subject to a +/- 7% tolerance.

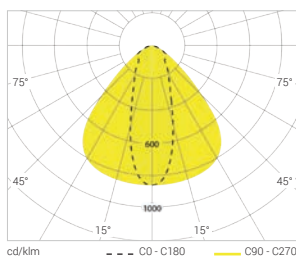
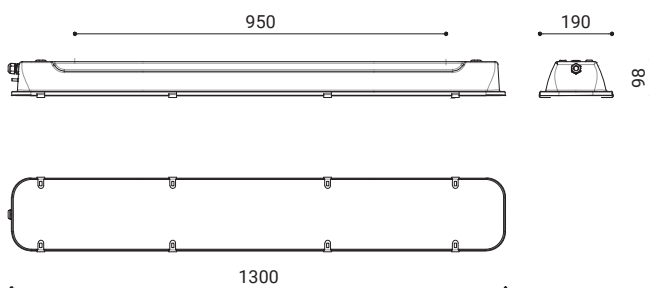
High temperature



The polycarbonate diffuser makes the device suitable for use in the food industry in accordance with HACCP regulations

No. of LEDs	Power (W)	Nominal flux (lm)	Output flux (lm)	Diffuser	Efficacy (lm/W)	Version	Weight (kg)	Code
96	33	5738	4700	Glass	142	On/Off	4.12	821382HT
144	45	7919	6404	Glass	142	On/Off	4.12	821482HT
144	54	8830	7600	Glass	141	On/Off	4.12	821582HT
96	33	5738	4700	Polycarbonate	142	On/Off	4.00	826382HT
144	45	7919	6404	Polycarbonate	142	On/Off	4.14	826482HT
144	54	8830	7600	Polycarbonate	141	On/Off	4.32	826582HT

RINOLED | 1300 mm



Narrow beam optic 30° x 90°

Included: pair of AISI 304 STAINLESS steel eyebolts for pendant mounting.
Power supply with quick connector.
The stated flux and power values may be subject to a +/- 7% tolerance.

Stainless steel



The polycarbonate diffuser makes the device suitable for use in the food industry in accordance with HACCP regulations

No. of LEDs	Power (W)	Nominal flux (lm)	Output flux (lm)	Diffuser	Efficacy (lm/W)	Version	Weight (kg)	Code
96	52	8200	6500	Glass	125	On/Off	6.56	820382
144	63	11000	8001	Glass	127	On/Off	6.29	820482
144	75	12200	9375	Glass	125	On/Off	6.20	820582
96	52	8200	6500	Polycarbonate	125	On/Off	3.67	825382
144	63	11000	8001	Polycarbonate	127	On/Off	4.00	825482
144	75	12200	9375	Polycarbonate	125	On/Off	4.00	825582

Painted galvanised steel



The polycarbonate diffuser makes the device suitable for use in the food industry in accordance with HACCP regulations

96	52	8200	6500	Glass	125	On/Off	6.30	840382
144	63	11000	8001	Glass	127	On/Off	6.34	840482
144	75	12200	9375	Glass	125	On/Off	6.30	840582
96	52	8200	6500	Polycarbonate	125	On/Off	4.10	845382
144	63	11000	8001	Polycarbonate	127	On/Off	4.10	845482
144	75	12200	9375	Polycarbonate	125	On/Off	4.10	845582



Accessories RINOLED



RINO LED equipped with **pair of adjustable brackets for wall or ceiling installation**


Pair of adjustable supports for wall or ceiling installation

	Material: STAINLESS steel AISI 304
Code: 820010	

Pairs of "V" supports for ceiling installation

	Material: STAINLESS steel AISI 304
Code: 820017	

Pairs of hooks for pendant mounting

	Material: STAINLESS steel AISI 304
Code: 820011	

Pendant mounting and ceiling adaptation kit

	Material: STAINLESS steel AISI 304
Code: 820018	

Pair of collars for mounting steel light fixtures on tube


	Material: STAINLESS steel AISI 304
Code: 820016	

Quick fastening kit for ceiling mounting

	Material: STAINLESS steel AISI 304
Code: 820019	

Note: in the case of relamping, the adapter kit enables to adjust the fixing distances of the light fixture to those already present in the system.

Retrofit kit

	Device power	Length (mm)	Nominal flux	Output flux	Version	Code
	26 W	690	4100	3562 lm	On/Off	821184
	52 W	1300	8200	7072	On/Off	821384

For sizes 690 - 1300

Material:
Extra clear tempered glass



Pendant light fixtures

Industrial interiors

Outdoor areas

Sports facilities

Warehouses

Hangars

Shopping centres



META150

10600 lm to 30880 lm

Page 112



META

8140 lm to 21660 lm

Page 115



TIGUA

3300 lm to 22100 lm

Page 119



XTIGUA

21580 lm to 48800 lm

Page 125



META150 pendant mounting



Body material	EN 46100 aluminium alloy
Surface treatment	Fluorozirconate passivation
Surface finish	Non-toxic, hot-polymerised polyester paint
Colour	RAL 7011
Diffuser material	Extra clear tempered glass or polycarbonate
Protection rating	IP66/IP67 according to IEC 60598-1
Impact resistance	IK08 according to IEC/EN 62262
Corrosion class	C4-M / C3-H (ISO 9223)
Mounting system	Quick connection for pendant mounting
Ambient operating temperature	-30 °C - +40 °C -30 °C - +50 °C (HE version) -30 °C - +60 °C (HT version)
Ambient storage temperature	-40 °C - +70 °C
Actual efficacy of the device	Up to 151 lm/W
Colour temperature	4000 K
Optics features	Non-ageing, UV-resistant PMMA lenses with >90% efficiency and >95% transparency
Colour rendering index values	CRI ≥ 80 according to EN 62717
Colour consistency	MacAdam 3-step
Photobiological risk	RG0 - Exempt Group (EN 62471)
Glare index	UGR < 22
Residual flicker	< 1%
Luminous flux maintenance	L90 B10 110,000h Tq= +40 °C L90 B10 230,000h Tq= +25 °C
Insulation class	I
Supply voltage	200-240 V 0/50/60 Hz
Surge protection	10kV common mode 6 kV differential mode (EN 61000-4-5)
Power factor	≥ 0.95
Type of power supply	Quick connector
Max. conductor cross-section	2.5 mm ²
Entry cable diameter	7 - 13 mm



WARRANTY

2 YEARS OPTIONALLY EXTENDABLE TO 7



DIRECTIVES

2014/30/EU (EMC)
2014/35/EU (LVD)
2011/65/EU (RoHS)
2012/19/EU (WEEE)
2009/125/EC (ErP)
EU Reg. 2019/2020 (EcoDesign)

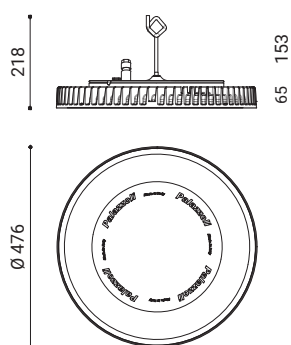
PRODUCT STANDARDS

EN 55015
EN 60598-1
EN 60598-2-1
EN 60598-2-5
EN 60598-2-22
EN 60598-2-24
EN 61000-3-2
EN 61000-3-3
EN 61547
EN 62311
EN 62493
EN 62471
IEC/TR 62778
EN 63000

Special versions can be made by combining materials, optics and operating temperatures. It is possible to supply products with insulation class II and colour temperatures from 3000K to 6500K.



META150 pendant mounting



05

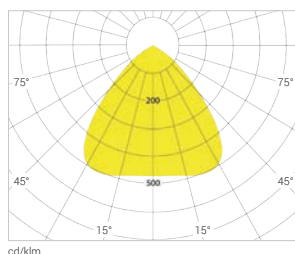
D

Class
I

Flicker
<1%

IP66

IK08



Comfort 90° extra wide beam optics

Supplied with quick connection for pendant mounting. Power supply with 5P quick connector.
 Recommended installation height: between 5 m and 8 m.
 The stated flux and power values may be subject to a +/- 7% tolerance.



No. of LEDs	Power (W)	Nominal flux (lm)Tj=25 °C	Output flux (lm)Tq=25 °C	Diffuser	Efficacy (lm/W)	Version	Weight (kg)	Code
84	117	19600	16349	Glass	140	DALI	8.59	810630DA
112	156	26100	21798	Glass	140	DALI	8.74	810640DA
140	179	30800	25712	Glass	144	DALI	8.94	810650DA
168	215	37000	30883	Glass	144	DALI	9.31	810660DA

High temperature



84	73	12700	10775	Glass	148	DALI	8.59	810430HT
112	97	16900	14317	Glass	148	DALI	8.74	810440HT
140	112	20300	16912	Glass	151	DALI	8.94	810450HT
168	134	24200	20234	Glass	151	DALI	9.31	810460HT

High efficiency



84	96	16300	13632	Glass	142	DALI	8.59	810430DA
112	129	21900	18318	Glass	142	DALI	8.74	810440DA
140	151	26600	22197	Glass	147	DALI	8.94	810450DA
168	181	31700	26426	Glass	146	DALI	9.31	810460DA

HACCP food safety



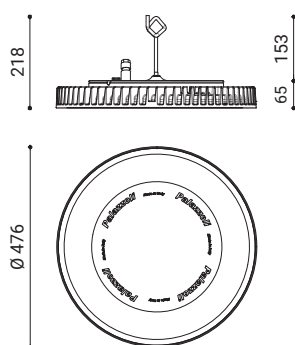

84	117	19600	16349	Polycarbonate	140	DALI	8.59	810432DA
112	156	26100	21798	Polycarbonate	140	DALI	8.74	810442DA
140	179	30800	25712	Polycarbonate	144	DALI	8.94	810452DA
168	215	37000	30883	Polycarbonate	144	DALI	9.31	810462DA

Devices designed for operation in centralised emergency lighting systems (Vac/Vdc).

Special versions with the stand-alone emergency kit can be requested, page 118.



META150 pendant mounting



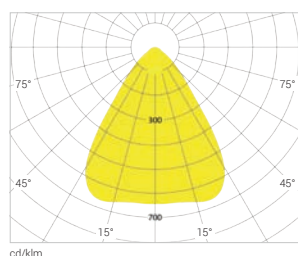
05

Class
I

Flicker
<1%

IP66

IK08



75° medium beam optics

Supplied with quick connection for pendant mounting. Power supply with 5P quick connector.
 Recommended installation height: between 6 m and 9 m.
 The stated flux and power values may be subject to a +/- 7% tolerance.



No. of LEDs	Power (W)	Nominal flux (lm)Tj=25 °C	Output flux (lm)Tq=25 °C	Diffuser	Efficacy (lm/W)	Version	Weight (kg)	Code
84	117	19600	16022	Glass	137	DALI	8.59	810631DA
112	156	26100	21362	Glass	137	DALI	8.74	810641DA
140	179	30800	25193	Glass	141	DALI	8.94	810651DA
168	215	37000	30260	Glass	141	DALI	9.31	810661DA

High temperature



84	73	12700	10600	Glass	145	DALI	8.59	810431HT
112	97	16900	14085	Glass	145	DALI	8.74	810441HT
140	112	20300	16576	Glass	148	DALI	8.94	810451HT
168	134	24200	19832	Glass	148	DALI	9.31	810461HT

High efficiency



84	96	16300	13440	Glass	140	DALI	8.59	810431DA
112	129	21900	18060	Glass	140	DALI	8.74	810441DA
140	151	26600	21895	Glass	145	DALI	8.94	810451DA
168	181	31700	26064	Glass	144	DALI	9.31	810461DA

HACCP food safety



84	117	19600	16022	Polycarbonate	137	DALI	8.59	810433DA
112	156	26100	21362	Polycarbonate	137	DALI	8.74	810443DA
140	179	30800	25193	Polycarbonate	141	DALI	8.94	810453DA
168	215	37000	30260	Polycarbonate	141	DALI	9.31	810463DA

Devices designed for operation in centralised emergency lighting systems (Vac/Vdc).
 Special versions with the stand-alone emergency kit can be requested, page 118.



META pendant mounting



WARRANTY

2 YEARS OPTIONALLY EXTENDABLE TO 7



DIRECTIVES

- 2014/30/EU (EMC)
- 2014/35/EU (LVD)
- 2011/65/EU (RoHS)
- 2012/19/EU (WEEE)
- 2009/125/EC (ErP)
- EU Reg. 2019/2020 (EcoDesign)

PRODUCT STANDARDS

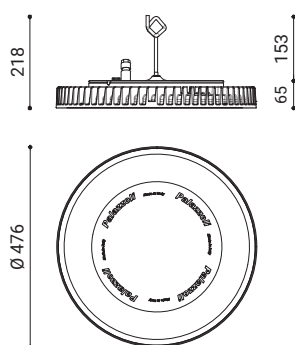
- EN 55015
- EN 60598-1
- EN 60598-2-1
- EN 60598-2-5
- EN 60598-2-22
- EN 60598-2-24
- EN 61000-3-2
- EN 61000-3-3
- EN 61547
- EN 62311
- EN 62493
- EN 62471
- IEC/TR 62778
- EN 63000

Body material	EN 46100 aluminium alloy
Surface treatment	Fluorozirconate passivation
Surface finish	Non-toxic, hot-polymerised polyester paint
Colour	RAL 7011
Diffuser material	Extra clear tempered glass or polycarbonate
Protection rating	IP66/IP67 according to IEC 60598-1
Impact resistance	IK08 according to IEC/EN 62262
Corrosion class	C4-M / C3-H (ISO 9223)
Mounting system	Quick connection for pendant mounting
Ambient operating temperature	-30 °C - +40 °C -30 °C - +55 °C (HT version)
Ambient storage temperature	-40 °C - +70 °C
Actual efficacy of the device	Up to 110 lm/W
Colour temperature	4000 K
Optics features	Non-ageing, UV-resistant PMMA lenses with >90% efficiency and >95% transparency
Colour rendering index values	CRI ≥ 80 according to EN 62717
Colour consistency	MacAdam 4-step
Photobiological risk	RG0 - Exempt Group (EN 62471)
Residual flicker	< 1%
Luminous flux maintenance	L80 B20 @ 110.000h Tq= +40 °C Tq= +55 °C (HT version)
Emergency battery lifetime	1h-3h
Emergency battery charging time	24h
Insulation class	I
Supply voltage	200-240 V 0/50/60 Hz
Surge protection	10kV common mode 6 kV differential mode (EN 61000-4-5)
Power factor	≥ 0.95
Type of power supply	Quick connector
Max. conductor cross-section	2.5 mm²
Entry cable diameter	7 - 13 mm

Special versions can be requested by combining materials, optics and operating temperatures.



META pendant mounting



05

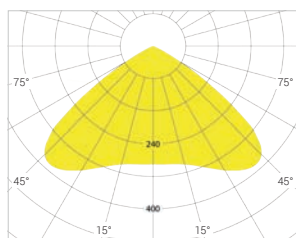
D

Class
I

Flicker
<1%

IP66

IK08



110° extra wide beam optics

Supplied with quick connection for pendant mounting. Power supply with 5P quick connector.
Recommended installation height: between 4 m and 8 m.
The stated flux and power values may be subject to a +/- 7% tolerance.

+ 40°C
- 30°C

No. of LEDs	Power (W)	Nominal flux (lm)Tj=25 °C	Output flux (lm)Tq=25 °C	Diffuser	Efficacy (lm/W)	Version	Weight (kg)	Code
9	99	13230	10830	Glass	109	1-10V dimmable	8.59	810090
12	133	17640	14439	Glass	109	1-10V dimmable	8.74	810020
15	168	22050	18049	Glass	107	1-10V dimmable	8.94	810050
18	199	26460	21659	Glass	109	1-10V dimmable	9.31	810080

Emergency

+ 40°C
- 30°C

to be completed with the kit on page 118

9	99	13230	10830 (770 in EM)	Glass	109	Emergency	9.24	810190
12	133	17640	14439 (770 in EM)	Glass	109	Emergency	9.39	810120
15	168	22050	18049 (770 in EM)	Glass	107	Emergency	0.10	810150
18	199	26460	21659 (770 in EM)	Glass	109	Emergency	9.96	810180

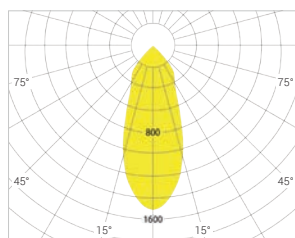
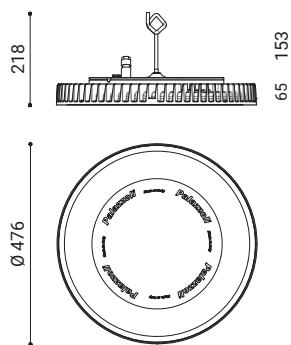
High temperature

+ 55°C
- 30°C

9	76	10187	8339	Glass	110	1-10V dimmable	8.59	810090HT
12	102	13583	11118	Glass	109	1-10V dimmable	8.74	810020HT
15	128	16979	13898	Glass	108	1-10V dimmable	8.94	810050HT
18	153	20374	16677	Glass	109	1-10V dimmable	9.31	810080HT



META pendant mounting



41° narrow beam optics

Supplied with quick connection for pendant mounting. Power supply with 5P quick connector. Recommended installation height: between 6 m and 9 m. The stated flux and power values may be subject to a +/- 7% tolerance.

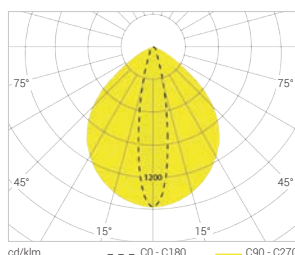


No. of LEDs	Power (W)	Nominal flux (lm)Tj=25 °C	Output flux (lm)Tq=25 °C	Diffuser	Efficacy (lm/W)	Version	Weight (kg)	Code
9	99	13230	10572	Glass	107	1-10V dimmable	8.59	810091
12	133	17640	14096	Glass	106	1-10V dimmable	8.74	810021
15	168	22050	17620	Glass	105	1-10V dimmable	8.94	810051
18	199	26460	21144	Glass	106	1-10V dimmable	9.31	810081

High temperature



9	76	10187	8140	Glass	107	1-10V dimmable	8.59	810091HT
12	102	13583	10854	Glass	106	1-10V dimmable	8.74	810021HT
15	128	16979	13567	Glass	105	1-10V dimmable	8.94	810051HT
18	153	20374	16281	Glass	106	1-10V dimmable	9.31	810081HT



92° x 20° elliptical optics

Supplied with double-chain bracket connection. Power supply with 5P quick connector. Recommended installation height: between 6 m and 9 m. The stated flux and power values may be subject to a +/- 7% tolerance.



No. of LEDs	Power (W)	Nominal flux (lm)Tj=25 °C	Output flux (lm)Tq=25 °C	Diffuser	Efficacy (lm/W)	Version	Weight (kg)	Code
9	99	13230	9965	Glass	101	1-10V dimmable	8.59	810092
12	133	17640	13287	Glass	100	1-10V dimmable	8.74	810022
15	168	22050	16609	Glass	99	1-10V dimmable	8.94	810052
18	199	26460	19931	Glass	100	1-10V dimmable	9.31	810082



Accessories META150 and META pendant mounting



META150 fitted with **bracket for ceiling installation**

Adjustable bracket for wall installation, poles and light towers



Material:
Galvanised steel

Code: **810999**

Bracket for installation with 0-90° adjustable ca-tenary wire



Material:
Galvanised steel

Code: **810994**


Bracket for double chain and busbar installation



Material:
Galvanised steel

Code: **810997**

0-90° swivelling attachment for double chain and busbar installation



Material:
Galvanised steel

Code: **810996**

Bracket for ceiling installation



Material:
Galvanised steel

Code: **810998**

Bracket for horizontal Ø 60 mm pole installation



Material:
Galvanised steel

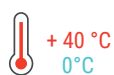
Code: **810995**

Emergency kit 1h



Material:
Aluminium alloy

Code: **810992**




Emergency kit 3h



Material:
Aluminium alloy

Code: **810991**




Emergency kit

Features: 1 M20 entry and 1 exit with connector.
Notes: the interface bracket is suitable for a double fixed chain connection and for quick connection for pendant mounting. When performing the horizontal pole mounting, adjustable mounting, ceiling mounting and adjustable bracket mounting, the emergency kit must be mounted close to the device (max. 1.5 m).



TIGUA pendant mounting



WARRANTY

2 YEARS OPTIONALLY EXTENDABLE TO 7



DIRECTIVES

2014/30/EU (EMC)
2014/35/EU (LVD)
2011/65/EU (RoHS)
2012/19/EU (WEEE)
2009/125/EC (ErP)
EU Reg. 2019/2020 (EcoDesign)

PRODUCT STANDARDS

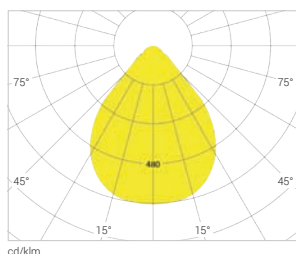
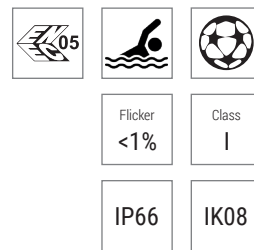
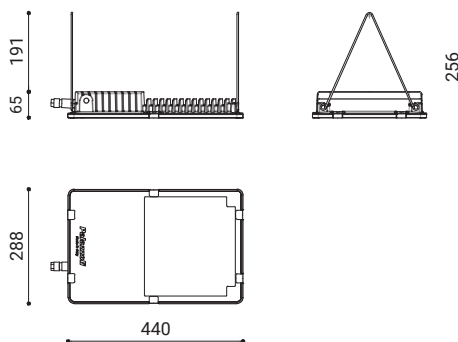
EN 55015
EN 60598-1
EN 60598-2-1
EN 60598-2-5
EN 60598-2-22
EN 60598-2-24
EN 61000-3-2
EN 61000-3-3
EN 61547
EN 62311
EN 62493
EN 62471
IEC/TR 62778
EN 63000

Body material	EN 44300 die-cast aluminium (aeronautical grade alloy)
Surface treatment	Fluorozirconate passivation
Surface finish	Non-toxic, hot-polymerised polyester paint
Colour	RAL 7011
Diffuser material	Extra clear tempered glass or polycarbonate
Protection rating	IP66 as per IEC 60598-1
Impact resistance	IK08 according to IEC/EN 62262
Corrosion class	C5-M / C4-H (ISO 9223)
Mounting system	Pendant mounting
Ambient operating temperature	-30 °C - +40 °C -30 °C - +55 °C (HT version)
Ambient storage temperature	-40 °C - +70 °C
Actual efficacy of the device	Up to 122 lm/W
Colour temperature	4000 K
Optics features	Non-ageing, UV-resistant PMMA lenses with >90% efficiency and >95% transparency
Colour rendering index values	CRI ≥ 80 according to EN 62717
Colour consistency	MacAdam 4-step
Photobiological risk	RG0 - Exempt Group (EN 62471)
Residual flicker	< 1%
Luminous flux maintenance	L80 B20 @ 120,000h Tq= +40 °C Tq= +55 °C (HT version)
Emergency battery lifetime	1h-3h
Emergency battery charging time	24h
Insulation class	I
Supply voltage	200-240 V 0/50/60 Hz
Surge protection	8 kV common mode 6 kV differential mode (EN 61000-4-5)
Power factor	≥ 0.95
Type of power supply	Quick connector
Max. conductor cross-section	1.5 mm²
Entry cable diameter	9 to 12 mm

Special versions can be made by combining materials, optics and operating temperatures. It is possible to supply products with insulation class II and colour temperatures from 3000K to 6500K.



TIGUA pendant mounting



Symmetrical 81° extra wide beam optics

Included: double chain bracket and busbar. Power supply with 5P quick connector.
 Recommended installation height: between 4 m and 7 m.
 The stated flux and power values may be subject to a +/- 7% tolerance.



No. of LEDs	Power (W)	Nominal flux (lm) Tj=25 °C	Output flux (lm) Tq=25 °C	Diffuser	Efficacy (lm/W)	Version	Weight (kg)	Code
4	33	4625	3958	Glass	120	1-10V dimmable	5.36	817304
8	67	9250	8064	Glass	120	1-10V dimmable	5.82	817308
12	99	13875	11944	Glass	121	1-10V dimmable	5.86	817312
16	132	18500	15926	Glass	121	1-10V dimmable	5.88	817316
20	153	23125	18032	Glass	118	1-10V dimmable	6.38	817320
24	182	27750	22100	Glass	121	1-10V dimmable	6.50	817324
4	33	4625	3958	Glass	120	DALI	5.35	817304DA
8	67	9250	8064	Glass	120	DALI	5.81	817308DA
12	99	13875	11944	Glass	121	DALI	5.78	817312DA
16	132	18500	15926	Glass	121	DALI	5.88	817316DA
20	153	23125	18032	Glass	118	DALI	6.17	817320DA
24	182	27750	22100	Glass	121	DALI	6.44	817324DA

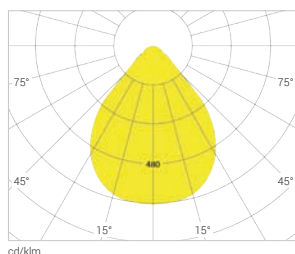
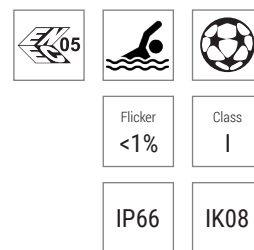
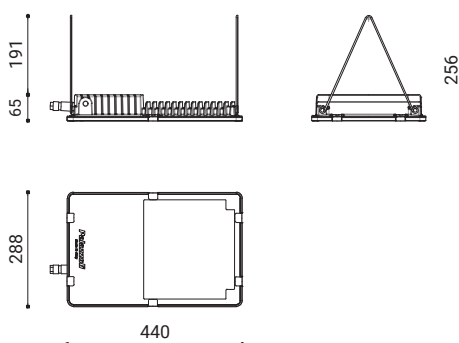
High temperature



4	33	4625	3477	Glass	105	1-10V dimmable	5.35	817304HT
8	67	9250	6954	Glass	104	1-10V dimmable	5.81	817308HT
12	74	11575	8593	Glass	116	1-10V dimmable	5.86	817312HT
16	94	15434	10990	Glass	117	1-10V dimmable	5.88	817316HT
20	112	18135	13292	Glass	119	1-10V dimmable	6.38	817320HT
24	133	21761	15746	Glass	118	1-10V dimmable	6.73	817324HT



TIGUA pendant mounting



Symmetrical 81° extra wide beam optics

Included: double chain bracket and busbar. Power supply with 5P quick connector.
 Recommended installation height: between 4 m and 7 m.
 The stated flux and power values may be subject to a +/- 7% tolerance.

HACCP food safety



No. of LEDs	Power (W)	Nominal flux (lm) _{Tj=25 °C}	Output flux (lm) _{Tq=25 °C}	Diffuser	Efficacy (lm/W)	Version	Weight (kg)	Code
4	33	4625	3958	Polycarbonate	120	1-10V dimmable	4.88	817504
8	67	9250	8064	Polycarbonate	120	1-10V dimmable	5.34	817508
12	99	13875	11944	Polycarbonate	121	1-10V dimmable	5.39	817512
16	132	18500	15926	Polycarbonate	121	1-10V dimmable	5.88	817516
20	153	23125	18032	Polycarbonate	118	1-10V dimmable	5.91	817520
24	182	27750	22100	Polycarbonate	121	1-10V dimmable	5.94	817524

Emergency

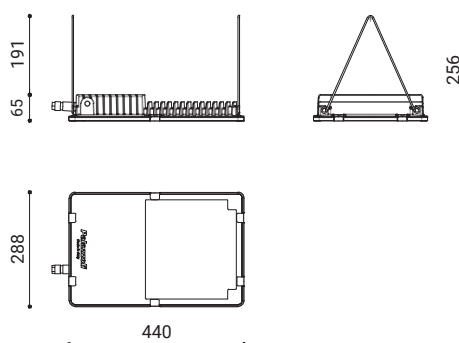


to be completed with the kit on page 124

4	33	4625	3958 (995 in EM)	Glass	120	Emergency	5.65	817305
8	67	9250	8064 (995 in EM)	Glass	120	Emergency	6.11	817309
12	99	13875	11944 (995 in EM)	Glass	121	Emergency	6.16	817313
16	132	18500	15926 (995 in EM)	Glass	121	Emergency	6.18	817317
20	153	23125	18032 (995 in EM)	Glass	118	Emergency	6.68	817321
24	182	27750	22100 (995 in EM)	Glass	121	Emergency	6.73	817325



TIGUA pendant mounting



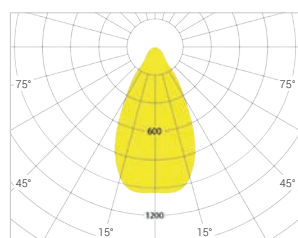
05

Flicker
 <1%

Class
 I

IP66

IK08

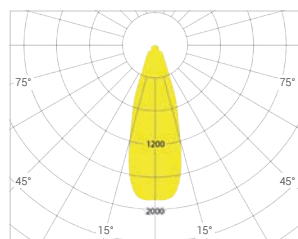


55° medium symmetric optics

Included: double chain bracket and busbar. Power supply with 5P quick connector.
 Recommended installation height: between 5 m and 8 m.
 The stated flux and power values may be subject to a +/- 7% tolerance.

+ 40°C
- 30°C

No. of LEDs	Power (W)	Nominal flux (lm) Tj=25 °C	Output flux (lm) Tq=25 °C	Diffuser	Efficacy (lm/W)	Version	Weight (kg)	Code
4	33	4625	3789	Glass	115	1-10V dimmable	6.70	817354
8	67	9250	7577	Glass	113	1-10V dimmable	5.81	817358
12	99	13875	11218	Glass	113	1-10V dimmable	5.86	817362
16	132	18500	14957	Glass	113	1-10V dimmable	6.18	817366
20	145	23125	17069	Glass	118	1-10V dimmable	6.68	817370
24	170	27750	20208	Glass	119	1-10V dimmable	6.73	817374



Symmetrical 36° narrow beam optics

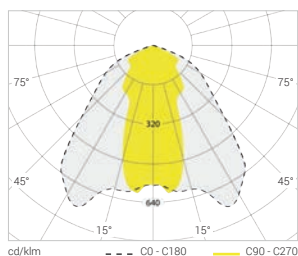
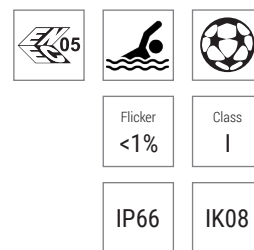
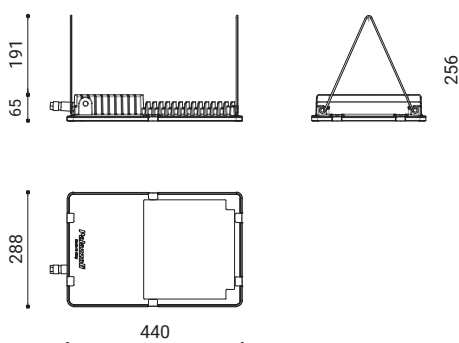
Included: double chain bracket and busbar. Power supply with 5P quick connector.
 Recommended installation height: over 6 m.
 The stated flux and power values may be subject to a +/- 7% tolerance.

+ 40°C
- 30°C

No. of LEDs	Power (W)	Nominal flux (lm) Tj=25 °C	Output flux (lm) Tq=25 °C	Diffuser	Efficacy (lm/W)	Version	Weight (kg)	Code
4	33	4625	3757	Glass	114	1-10V dimmable	5.35	817404
8	67	9250	7515	Glass	112	1-10V dimmable	5.78	817408
12	99	13875	11123	Glass	112	1-10V dimmable	5.81	817412
16	132	18500	14831	Glass	112	1-10V dimmable	5.88	817416
20	145	23125	16924	Glass	117	1-10V dimmable	6.38	817420
24	170	27750	20034	Glass	118	1-10V dimmable	6.73	817424



TIGUA pendant mounting



95° x 41° elliptical optics

Included: double chain bracket and busbar. Power supply with 5P quick connector.
 Recommended installation: suitable for installation between the aisles of industrial warehouses.
 The stated flux and power values may be subject to a +/- 7% tolerance.



No. of LEDs	Power (W)	Nominal flux (lm) _{Tj=25 °C}	Output flux (lm) _{Tq=25 °C}	Diffuser	Efficacy (lm/W)	Version	Weight (kg)	Code
4	33	4625	3864	Glass	117	1-10V dimmable	5.35	817454
8	67	9250	7728	Glass	115	1-10V dimmable	5.81	817458
12	99	13875	11444	Glass	116	1-10V dimmable	5.86	817462
16	132	18500	15258	Glass	116	1-10V dimmable	5.88	817466
20	153	23125	17418	Glass	114	1-10V dimmable	6.38	817470
24	182	27750	20627	Glass	113	1-10V dimmable	6.73	817474



Accessories TIGUA pendant mounting



TIGUA for pendant mounting provided with **0 - 90° adjustable connection for double chain and busbar installation**

0 - 90° adjustable connection for catenary wire installation



Material:
Galvanised steel

Code: **811921**

Swivelling connection 0 - 90° for double chain and busbar installation



Material:
Galvanised steel

Code: **811919**

Kit with bracket for ceiling installation



Material:
Galvanised steel

Code: **811916**

Set of brackets for pole installation diam. 60mm



Material:
Galvanised steel

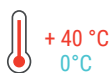
Code: **811920**

Emergency kit 1h



Material:
Aluminium alloy

Code: **811923**



Emergency kit 3h



Material:
Aluminium alloy

Code: **811924**



Emergency kit

Features: 1 M20 entry and 1 exit with connector.

Notes: the interface bracket is suitable for a double fixed chain connection and for quick connection for pendant mounting. When performing the horizontal pole mounting, adjustable mounting, ceiling mounting and adjustable bracket mounting, the emergency kit must be mounted close to the device (max. 1.5 m).



XTIGUA pendant mounting



WARRANTY

2 YEARS OPTIONALLY EXTENDABLE TO 7



DIRECTIVES

2014/30/EU (EMC)
2014/35/EU (LVD)
2011/65/EU (RoHS)
2012/19/EU (WEEE)
2009/125/EC (ErP)
EU Reg. 2019/2020 (EcoDesign)

PRODUCT STANDARDS

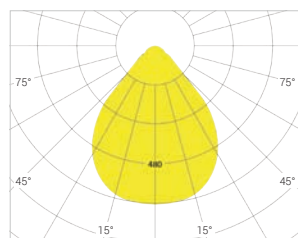
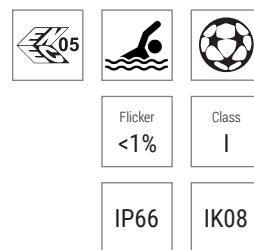
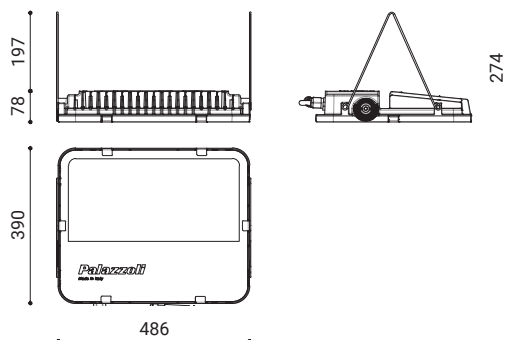
EN 55015
EN 60598-1
EN 60598-2-1
EN 60598-2-5
EN 60598-2-22
EN 60598-2-24
EN 61000-3-2
EN 61000-3-3
EN 61547
EN 62311
EN 62493
EN 62471
IEC/TR 62778
EN 63000

Body material	Low-copper aluminium alloy EN 44300
Surface treatment	Fluorozirconate passivation
Surface finish	Non-toxic polyester, anti UV, kilnpolymerised coating
Colour	RAL 7011
Diffuser material	Extra clear tempered glass
Protection rating	IP66 as per IEC 60598-1
Impact resistance	IK08 according to IEC/EN 62262
Corrosion class	C5-M / C4-H (ISO 9223)
Mounting system	Pendant mounting
Ambient operating temperature	-30 °C - +35 °C -30 °C - +55 °C (HT version) -30 °C - +70 °C (VHT version)
Ambient storage temperature	-40 °C - +70 °C
Actual efficacy of the device	Up to 130 lm/W
Colour temperature	4000 K
Optics features	Non-ageing, UV-resistant PMMA lenses with >90% efficiency and >95% transparency
Colour rendering index values	CRI ≥ 80 according to EN 62717
Colour consistency	MacAdam 4-step
Photobiological risk	RG0 - Exempt Group (EN 62471)
Residual flicker	< 1%
Luminous flux maintenance	L80 B20 @ 120,000h Tq= +40 °C L80 B20 @ 120,000h Tq= +55 °C (HT version) L80 B20 @ 100,000h Tq= +70 °C (VHT version)
Insulation class	I
Supply voltage	200-240 V 0/50/60 Hz
Surge protection	8 kV common mode 6 kV differential mode (EN 61000-4-5)
Power factor	≥ 0.95
Type of power supply	Quick connector
Max. conductor cross-section	2.5 mm²
Entry cable diameter	7 - 13 mm

Special versions can be made by combining materials, optics and operating temperatures. It is possible to supply products with insulation class II and colour temperatures from 3000K to 6500K.



XTIGUA pendant mounting | size M

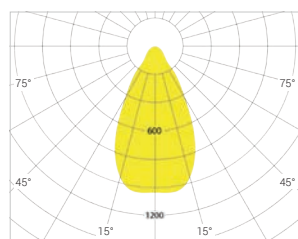


Symmetrical 81° extra wide beam optics

Included: double chain bracket and busbar. Recommended installation height between 9 m and 15 m. Power supply via 5Px1.5mm² quick connector and 1.5mm² H07RN-F cable.



No. of LEDs	Power (W)	Nominal flux (lm)	Output flux (lm)	Diffuser	Efficacy (lm/W)	Version	Weight (kg)	Code
28	235	33250	28787	Glass	123	DALI	7.50	819328DA
32	270	38000	32940	Glass	122	DALI	7.60	819332DA



55° medium symmetric optics

Included: double chain bracket and busbar. Recommended installation height between 9 m and 15 m. Power supply via 5Px1.5mm² quick connector and 1.5mm² H07RN-F cable.

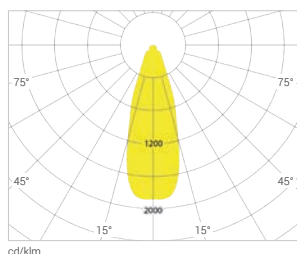
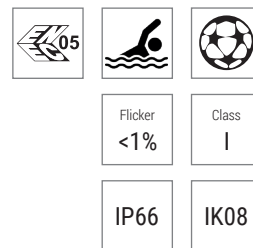
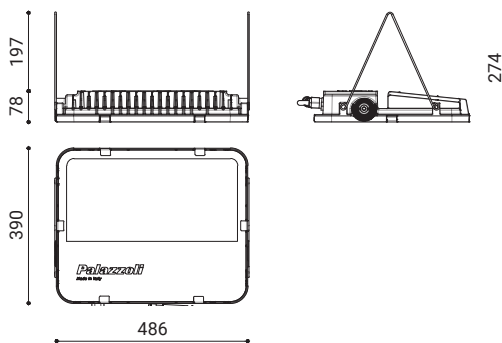
High temperature



No. of LEDs	Power (W)	Nominal flux (lm)	Output flux (lm)	Diffuser	Efficacy (lm/W)	Version	Weight (kg)	Code
28	166	27009	21580	Glass	130	DALI	7.50	819428HT
32	189	30867	24532	Glass	130	DALI	7.60	819432HT



XTIGUA pendant mounting | size M



Symmetrical 36° narrow beam optics

Included: double chain bracket and busbar. Recommended installation height between 9 m and 15 m. Power supply via 5Px1.5mm² quick connector and 1.5mm² H07RN-F cable.



No. of LEDs	Power (W)	Nominal flux (lm)	Output flux (lm)	Diffuser	Efficacy (lm/W)	Version	Weight (kg)	Code
28	235	33250	28670	Glass	122	DALI	7.50	819528DA
32	270	38000	32805	Glass	122	DALI	7.60	819532DA

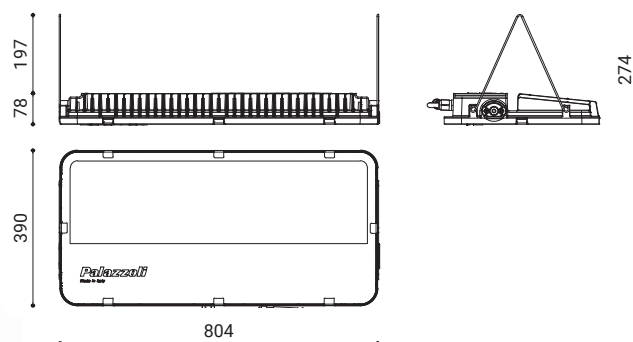
Very high temperature



28	166	27009	21580	Glass	130	DALI	8.60	819528VHT
32	189	30867	24570	Glass	130	DALI	8.70	819532VHT



XTIGUA pendant mounting | size L



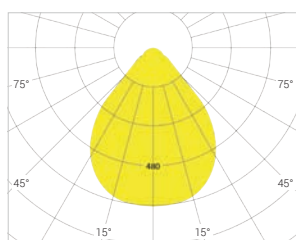
05

Flicker
 <1%

Class
 I

IP66

IK08

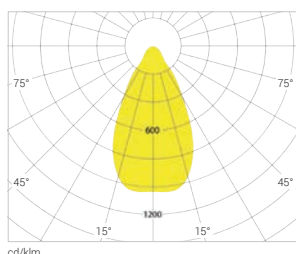


Symmetrical 81° extra wide beam optics

Included: double chain bracket and busbar. Recommended installation height between 9 m and 15 m. Power supply via 5Px1.5mm² quick connector and 1.5mm² H07RN-F cable.



No. of LEDs	Power (W)	Nominal flux (lm)	Output flux (lm)	Diffuser	Efficacy (lm/W)	Version	Weight (kg)	Code
40	336	47500	41160	Glass	123	DALI	12.00	819340DA
48	400	57000	48800	Glass	122	DALI	12.10	819348DA



55° medium symmetric optics

Included: double chain bracket and busbar. Recommended installation height between 9 m and 15 m. Power supply via 5Px1.5mm² quick connector and 1.5mm² H07RN-F cable.

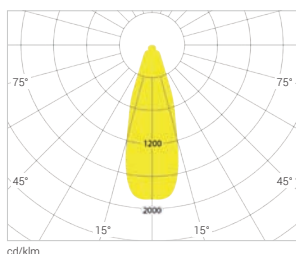
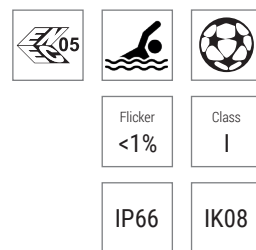
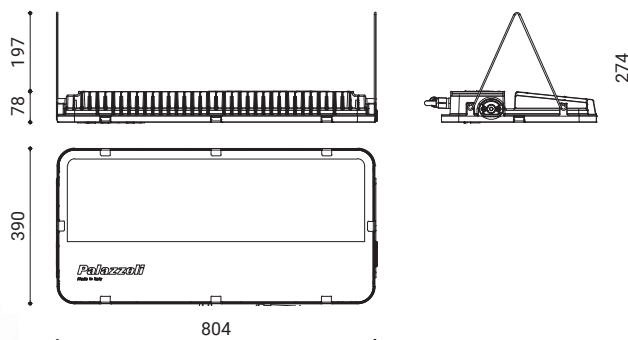
High temperature



No. of LEDs	Power (W)	Nominal flux (lm)	Output flux (lm)	Diffuser	Efficacy (lm/W)	Version	Weight (kg)	Code
40	237	38584	30810	Glass	130	DALI	12.00	819440HT
48	284	46301	36579	Glass	129	DALI	12.10	819448HT



XTIGUA pendant mounting | size L



Symmetrical 36° narrow beam optics

Included: double chain bracket and busbar. Recommended installation height between 9 m and 15 m. Power supply via 5Px1.5mm² quick connector and 1.5mm² H07RN-F cable.



No. of LEDs	Power (W)	Nominal flux (lm)	Output flux (lm)	Diffuser	Efficacy (lm/W)	Version	Weight (kg)	Code
40	336	47500	40992	Glass	122	DALI	12.00	819540DA
48	400	57000	48600	Glass	122	DALI	12.10	819548DA

Very high temperature



40	237	38584	30810	Glass	130	DALI	14.30	819540VHT
48	284	46301	36920	Glass	130	DALI	14.40	819548VHT



Accessories XTIGUA pendant mounting



X-TIGUA pendant mounting fitted with **Kit with bracket for ceiling installation - size L**

Adjustable connection 0 - 90°
for double chain installation - size M



Material:
Galvanised steel

Code: **819994**

Adjustable connection 0 - 90°
for double chain installation - size L



Material:
Galvanised steel

Code: **819995**

Kit with bracket for ceiling installation - size M



Material:
Galvanised steel

Code: **819996**

Kit with bracket for ceiling installation - size L



Material:
Galvanised steel

Code: **819997**

Note: cannot be used on the VHT 70 °C version

Note: cannot be used on the VHT 70 °C version



Control systems

For light fixtures with
DALI power supply

Industry



IMPERIUM
with DALI wiring

Page 132



IMPERIUM
wireless

Page 134



IMPERIUM with DALI wiring



DALI SENSOR, CODE 836001	
Addressable DALI sensor for surface mounting in large areas	Power supply 110-240V Vac - 50/60Hz
Maximum installation height	14 m
Protection rating	IP20
Electrical insulation class	II
Brightness setting value of twilight sensor	10 - 2000 lux
Absorbed power	1 W
Detection area	Vertical 360°
Operating temperature	-25 °C - +50 °C
Casing material	Polycarbonate
Max. no. of controllable light fixtures per sensor	40 META light fixtures 40 TIGUA light fixtures 40 XTIGUA M light fixtures 20 XTIGUA L light fixtures 40 RINO light fixtures



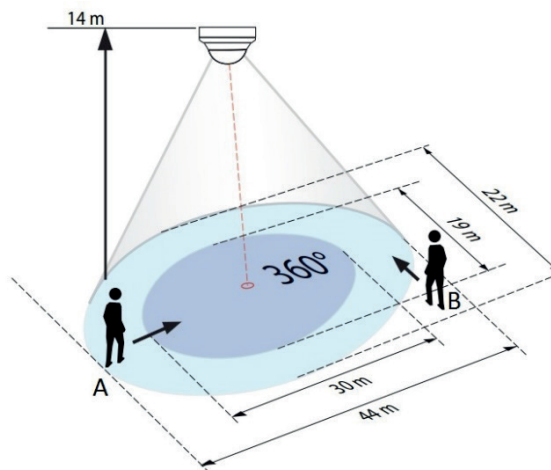
DIRECTIVES

- 2014/53/EU (RED)
- 2014/30/EU (EMC)
- 2014/35/EU (LVD)
- 2011/65/EU (RoHS)
- 2012/19/EU (WEEE)

PRODUCT STANDARDS

- EN 55022
- EN 50491-2
- EN 50491-3
- EN 50491-5-1
- EN 50491-5-2
- EN 50491-5-3
- EN 61000-3-2
- EN 61000-3-3
- EN 62386-101
- EN 62386-103
- EN 63000

SENSING RANGE

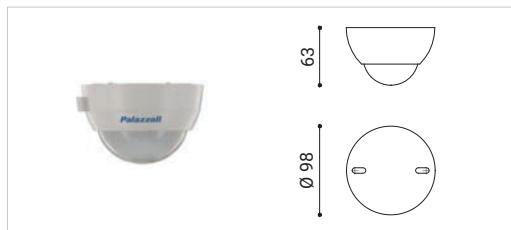


- A:** frontal approach to the sensor
- B:** side approach to the sensor

Palazzoli is able to provide light and presence sensors with reading heights suitable for different applications and protocols.



IMPERIUM with DALI wiring



DALI brightness and presence sensor

For adjusting artificial lighting depending on the daylight.

	Interface	Maximum manageable light fixtures (No.)	Weight (kg)	Colour	Code
Standard	DALI/DSI	40	0.125	White	836001

+ 50 °C
 - 25 °C



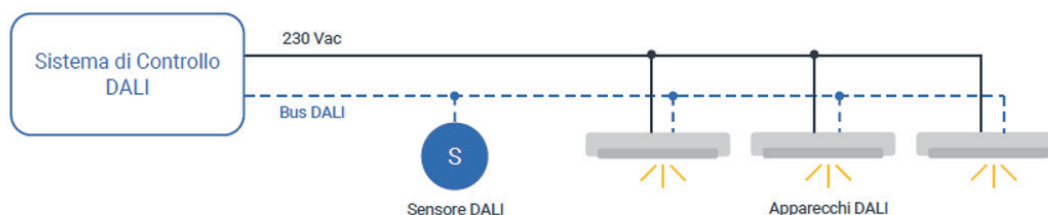
IR remote control

For programming the switching threshold of light sensors.

	Detector type	Detection	Max. reception distance (m)	Included	Light measurement	Code
Standard	Movement and natural light	Automatic and semi-automatic	17	Wall bracket	Via test button or automatically when the light is less than 50 LUX for 1 hour	836002

+ 50 °C
 - 25 °C

SYSTEM ARCHITECTURE



The DALI sensor constantly measures the ambient brightness value and compares this value with the value set in the presence detector. If the natural light value is sufficient, artificial lights will not be switched on. If the daylight value is lower than the set value, the sensor switches on the light and adjusts it to the set light level. The detector automatically switches off the light after 5 minutes if the daylight present is greater than the set Lux value and/or if no presence is detected after the set delay time.

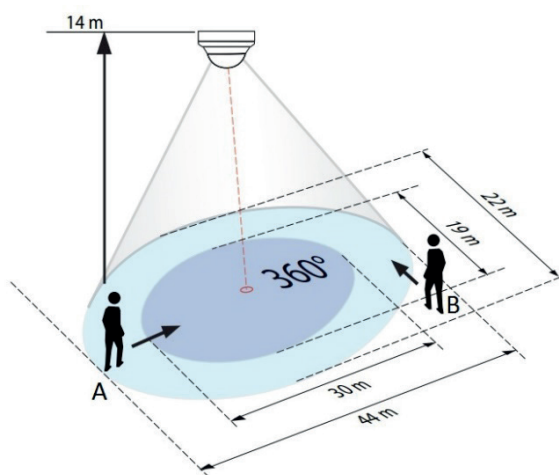


IMPERIUM Wireless

IMPERIUM GATEWAY



SENSING RANGE



A: frontal approach to the sensor
B: side approach to the sensor

Input voltage	9V battery - portable
IP rating	IP40
Weight	200 gr
Node dimensions	120x76x28mm
Operating temperature	0 °C - +60 °C

IMPERIUM NODE AND SENSOR



Input voltage	85 - 305 Vac 47-63 Hz
Absorbed power	2W
IP rating	IP54
Weight	200 gr
Input-output isolation	4KV
Node dimensions	109x109x50mm
Operating temperature	-10 °C - +65 °C


DIRECTIVES

- 2014/53/EU (RED)
- 2014/30/EU (EMC)
- 2014/35/EU (LVD)
- 2011/65/EU (RoHS)
- 2012/19/EU (WEEE)

PRODUCT STANDARDS

- EN 55015
- EN 61000-3-2
- EN 61000-3-3
- EN 61347-1
- EN 61347-2-11
- EN 61547
- EN 63000
- EN 300 220-2
- EN 301 489-1
- EN 301 489-3

Palazzoli can provide consultancy on request for the integration of more complex functions, such as consumption monitoring, access control and implementation in building automation systems, and management of situations with obstacles to the transmission of wireless signals.

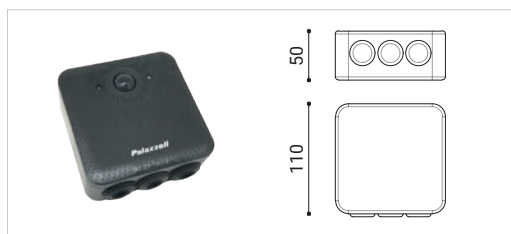


Node

Controls and powers up to 4 standard DALI or 1/10V drivers, 500VA normally closed (NC) relay output, digital input. The IMPERIUM NODE can be centralised and integrated with third-party systems via Modbus TCP.

Wireless network (MHZ)	Antenna	Power supply (V)	Dimensions (mm)	Code
868	Internally built-in	85-305	109 x 109 x 46	836101

Standard



Sensor

It manages the regulation and power of up to 4 standard DALI or 1/10V drivers, 500VA normally closed (NC) relay output, digital input. Light and motion sensor Mid Bay (Hmax 10m – FOV 108°) and High Bay (Hmax 17m – FOV 69°). IP54. The IMPERIUM SENSOR can be centralised and integrated with third-party systems via Modbus TCP.

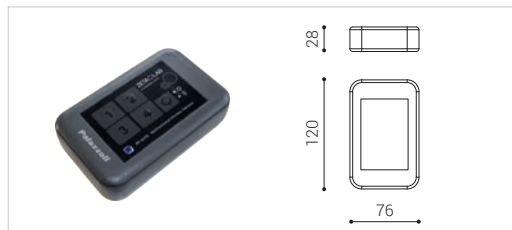
Wireless network (MHZ)	Antenna	Power supply (V)	Dimensions (mm)	Code
868	Internally built-in	85-305	109 x 109 x 46	836102

Standard





IMPERIUM Wireless



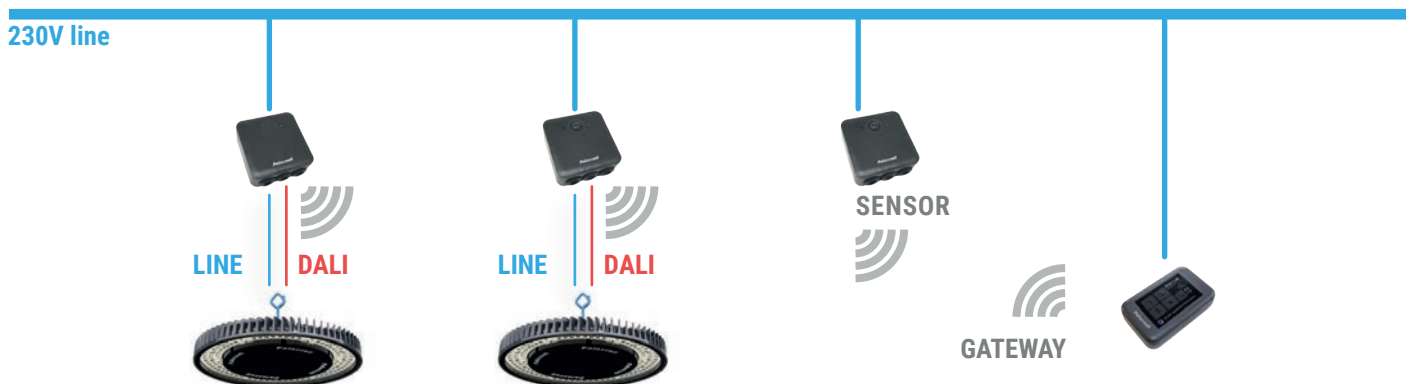
Gateway

It allows you to configure wireless systems via the ZQ Light Link App, compatible with Bluetooth Low Energy Android and iOS smartphones.

	Wireless network (MHZ)	Battery	Protocol	Dimensions (mm)	Code
Standard	868	9 V included	Mesh Network, LBT and AFA	120 x 76 x 28	836103



SYSTEM ARCHITECTURE



Industry



Traditional

Industrial interiors
Outdoor areas
Sports facilities
Warehouses
Hangars
Shopping centres



RINO
fluorescent
Page 138



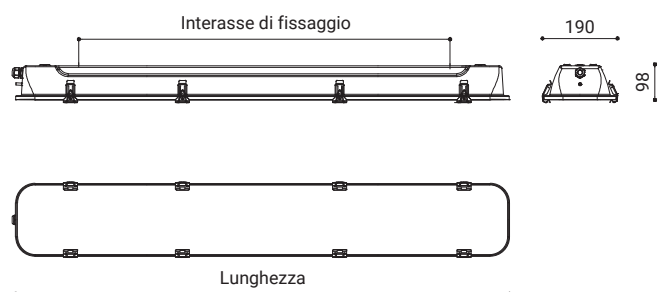
RINO
E27, G23
Page 140



RINO
E27
Page 143



RINO fluorescent



Length (mm)	Fixing centre distance (mm)
690	480
1300	1090



DIRECTIVES

2014/30/EU (EMC)
2014/35/EU (LVD)
2011/65/EU (RoHS)
2012/19/EU (WEEE)
2009/125/EC (ErP)
EU Reg. 2019/2020 (EcoDesign)

PRODUCT STANDARDS

EN 55015
EN 60598-1
EN 60598-2-1
EN 60598-2-22
EN 60598-2-24
EN 61000-3-2
EN 61000-3-3
EN 61547
EN 62311
EN 62493
EN 63000

Body material	AISI 304 stainless steel Painted galvanised steel
Surface treatment	Fluorozirconate passivation
Surface finish	Non-toxic, hot-polymerised polyester paint
Colour	RAL 9016
Diffuser material	Extra clear tempered glass or polycarbonate
Protection rating	IP66/IP67 according to IEC 60598-1 (glass diffuser) IP66 according to IEC 60598-1 (polycarbonate diffuser)
Impact resistance	IK09 as per IEC/EN 62262
Corrosion class	C5 AISI 304 stainless steel (ISO 9223)
Mounting system	Pair of AISI 304 stainless steel hooks
Ambient operating temperature	-25 °C - +50 °C
Ambient storage temperature	-40 °C - +70 °C
Lamp holder type	G13 T8 / G5 T5
Emergency battery lifetime	1 h
Emergency battery charging time	24 h
Insulation class	I
Supply voltage	220V-240V 0/50/60Hz
Power factor	>0.90
Type of power supply	Spring clamps and M20 cable gland
Max. conductor cross-section	2.5 mm²
Entry cable diameter	7-14 mm



RINO fluorescent

IK09


Class
I



	Length (mm)	Power (W)	Tube type	Diffuser	Version	Weight (kg)	Code
Stainless steel White reflector	690	1x18	T8	Glass	On/Off	3.28	822131
	690	2x18	T8	Glass	On/Off	3.33	822132
	1300	1x36	T8	Glass	On/Off	5.41	822231
	1300	2x36	T8	Glass	On/Off	5.82	822232
	1300	1+1x36	T8	Glass	Emergency	6.73	822211
	1300	2x54	T5	Glass	On/Off	5.91	822962
Stainless steel Symmetrical aluminium reflector	690	2x18	T8	Polycarbonate	On/Off	2.84	825132
	1300	2x36	T8	Polycarbonate	On/Off	4.85	825232
	1300	1+1x36	T8	Polycarbonate	Emergency	5.67	825211
Galvanised steel White reflector	690	2x18	T8	Polycarbonate	On/Off	2.57	847132
	1300	2x36	T8	Polycarbonate	On/Off	4.70	847232
	1300	1+1x36	T8	Polycarbonate	Emergency	5.58	847211

Accessories RINO fluorescent

Pairs of hooks for pendant mounting



Material:
STAINLESS steel
AISI 304

Code: **820001**

Pair of adjustable supports for wall and ceiling installation



Material:
STAINLESS steel
AISI 304

Code: **820000**


Pair of collars for installation on pipe



Material:
STAINLESS steel
AISI 304

Code: **820006**

High-performance mirror-polished aluminium reflector




Material:
Aluminium

Length (mm)	Manufacturing material	For light fixtures (W)	Weight (kg)	Code
690 mm	Aluminium	18	0.16	820002
1300 mm	Aluminium	36, 54	0.20	820003



RINO light fixtures E27, G23



P max (W)	A (mm)	B (mm)	C (mm)
60	199	119	112
75	226	122	130
100	295	142	170

Body material	EN 46100 aluminium alloy
Surface treatment	Fluorozirconate passivation
Surface finish	Non-toxic, hot-polymerised polyester paint
Colour	RAL 7035
Diffuser material	Prismatic tempered glass
Protection rating	IP66 as per IEC 60598-1
Impact resistance	IK07 according to IEC/EN 62262
Mounting system	Ready for wall installation
Ambient operating temperature	-40°C - +70°C
Ambient storage temperature	-50°C - +80°C
Lamp holder type	Type E27 in porcelain and type G23 in technopolymer
Insulation class	I
Supply voltage	230V 0/50/60 Hz
Type of power supply	M20 cable gland
Max. conductor cross-section	2.5 mm²
Entry cable diameter	7 - 13 mm



DIRECTIVES

2014/35/EU (LVD)
 2011/65/EU (RoHS)
 2012/19/EU (WEEE)
 2009/125/EC (ErP)
 EU Reg. 2019/2020 (EcoDesign)

PRODUCT STANDARDS

EN 60598-1
 EN 60598-2-1
 EN 63000

RINO light fixtures E27, G23 | Oval



Class I	IP66	IK07
------------	------	------

	Power (W)	Dimensions (mm)	Version	No. of entries	Weight (kg)	Code
Aluminium alloy	60	199 x 112	E27	1	0.80	831071
	60	199 x 112	E27	2	0.78	831091
	75	226 x 130	E27	1	1.58	831171
	75	226 x 130	E27	2	1.41	831191
	100	295 x 170	E27	1	1.95	831271
	100	295 x 170	E27	2	1.81	831291
	5-7-9	295 x 170	G23	1	2.18	831914
With protective steel cage	60	199 x 112	E27	1	0.85	831072
	60	199 x 112	E27	2	0.83	831092
	75	226 x 130	E27	1	1.75	831172
	75	226 x 130	E27	2	1.95	831192
	100	295 x 170	E27	1	1.95	831272
	100	295 x 170	E27	2	1.91	831292
	5-7-9	295 x 170	G23	1	2.28	831934
With molten cage	60	199 x 112	E27	1	0.87	831075
	60	199 x 112	E27	2	0.87	831095
	75	226 x 130	E27	1	1.11	831175
	75	226 x 130	E27	2	1.12	831195
	100	295 x 170	E27	1	2.35	831275
	100	295 x 170	E27	2	2.00	831295
	5-7-9	295 x 170	G23	1	2.33	831954



RINO light fixtures E27, G23 | Round

Class I	IP66	IK07
-------------------	-------------	-------------



	Power (W)	Dimensions (mm)	Version	No. of entries	Weight (kg)	Code
Aluminium alloy	75	200 x 182	E27	1	0.98	830071
With steel cage	75	200 x 182	E27	1	1.23	830072

LIGHT FIXTURES/LAMPS CORRESPONDENCE	Maximum power (W)	LED (W)	Nominal flux (lm)		Halogen (W)
			Warm white 3000K	Neutral white 4000K	
	60	8.7	630	640	42
	75	8.7	940	960	53
	100	13	1200	1250	72
	75	17	1530	1590	53

Accessories RINO E27, G23 | Oval and round

Swann bayonet lamp holder



Material:
Brass

Code: **859412**



RINO cylindrical well glass fixtures E27

E27

Class
I

IP66

IK07



	Power (W)	No. of entries	Installation type (mm)	Weight (kg)	Code
Aluminium alloy	60	1	ceiling-mounted	0.86	810071
	75	1	ceiling-mounted	1.32	810171
	100	1	ceiling-mounted	2.87	810271
	60	1	pendant mounting	0.86	812071
	75	1	pendant mounting	1.18	812171
	100	1	pendant mounting	1.94	812271
	60	1	wall-mounted, 90° angled	0.82	811071
	75	1	wall-mounted, 90° angled	1.40	811171
	100	1	wall-mounted, 90° angled	2.13	811271
	60	1	wall-mounted, angled	0.82	813071
	75	1	wall-mounted, angled	1.34	813171
	100	1	wall-mounted, angled	2.24	813271
Thermosetting material	60	1	portable	0.97	814052

WELL GLASS FIXTURES / LAMPS CORRESPONDENCE	Maximum power (W)	LED (W)
	60	10
	75	11
	100	16

Accessories RINO well glass fixtures

Junction box for ceiling installation Ø 62 mm



Material:
Aluminium alloy

Code: **812988**



RINO cylindrical lamp bodies E27

E27

Class
I

IP66

IK07




	Power (W)	No. of entries	Installation type (mm)	Weight (kg)	Code
Aluminium alloy	60	1	ceiling-mounted	0.38	810060
	75	1	ceiling-mounted	0.50	810100
	100	1	ceiling-mounted	0.89	810200
	60	1	pendant mounting	0.36	812060
	75	1	pendant mounting	0.58	812100
	100	1	pendant mounting	1.62	812200
	60	1	wall-mounted, 90° angled	0.39	811060
	75	1	wall-mounted, 90° angled	0.54	811100
	100	1	wall-mounted, 90° angled	0.88	811200
	60	1	wall-mounted, angled	0.41	813060
	75	1	wall-mounted, angled	0.51	813100
	100	1	wall-mounted, angled	0.95	813200




Accessories RINO well glass fixtures

Transparent diffusers

 Material: Clear ribbed glass	Max power (W)	Code
	60	819012
	75	819112
	100	819212


Protection cages

 Material: Galvanised and tropicalised steel wire	Max power (W)	Code
	60	819020
	75	819120
	100	819220

Coloured diffusers

 Material: Smooth glass	Max power (W)	Colour	Code
	60	Transparent	850060
	40	blue	850061
	40	Yellow	850062
	40	Red	850063
	40	Green	850064


Protection cages

 Material: Stainless Steel wire	Max power (W)	Code
	60	819022
	75	850172


Coloured diffusers

 Material: coloured polycarbonate	Max power (W)	Colour	Code
	40	Transparent	819015
	40	Yellow	819017
	40	Red	819018
	40	Green	819019

Reflectors

 Material: Galvanised and stove-enamelled steel	Max power (W)	Code
	60	819030
	75	819130
	100	819230

Swann bayonet lamp holder with fins

 Material: Brass	Type	Code
	B22d 4A 250C	859400





Atex

The company has extensive experience in extreme environments where flammable materials, oxidising chemicals, salt solutions, acids and motor and vegetable oils are handled. Palazzoli is the absolute market leader in Atex products, explosion-proof equipment for high-risk environments. Power plants, chemical industries, oil platforms, military bases and refineries are just a few areas where lighting devices must prevent any propagation of sparks and ensure safe and reliable operation over time.



The company has consolidated experience in extreme environments, where the presence of oxidising chemicals, saline solutions, acids and motor and vegetable oils has forged the products for which Palazzoli is the absolute market leader.

The IE regulatory system, in particular with the IEC 60079-10 series of standards, which establishes the basic rules for electrical installations in places where there is a danger of explosion due to the presence of both gas and combustible dust, with regard to the classification of hazardous areas, refers to a particular calculation model, called the I IEC zone system.

This model is based on the determination of the probability of the formation of an explosive atmosphere and its persistence over time in the environments, which thus become fundamental parameters for the classification of hazardous areas.



Danger

Gases - vapours

Dusts

Permanent

ZONE 0

ZONE 20

Occasional

ZONE 1

ZONE 21

Not likely

ZONE 2

ZONE 22

Floodlights

Page 151

Light fixtures

Page 161

Pendant light fixtures

Page 171

Traditional

Page 179





Floodlights

For environments where flammable gases and combustible dusts are present

AteX



TIGUA-EX
zone 1, 2, 21, 22
5800 lm to 16550 lm
Page 152



XTIGUA-EX
zone 1, 2, 21, 22
17350 lm to 33100 lm
Page 154



TIGUA-EX
zone 2, 21, 22
6300 lm to 18000 lm
Page 156



XTIGUA-EX
zone 2, 21, 22
19600 lm to 36900 lm
Page 158

TIGUA-EX | Zone 1, 2, 21, 22 | floodlight



Atex execution - Gas	II 2G - Ex eb mb IIC T5 Gb
Atex execution - Dust	II 2D Ex tb IIIC T 85 °C Db
Body material	Low-copper aluminium alloy EN 44300
Surface treatment	Fluorozirconate passivation
Surface finish	Non-toxic, hot-polymerised polyester paint
Colour	RAL 9005
Diffuser material	Extra clear tempered glass
Protection rating	IP66 according to IEC 60079-0 and 60598-1
Impact resistance	IK08 according to IEC 62262
Corrosion class	C5-M / C4-H (ISO 9223)
Mounting system	U-bracket with -135° to +135° adjustment
Ambient operating temperature	-35 °C - +50 °C (-40 °C on request)
Ambient storage temperature	-40 °C - +70 °C
Actual efficacy of the device	Up to 115 lm/W
Colour temperature	4000K
Optics features	UV-stabilised polycarbonate lens sealed to LED module by silicone resin
Colour rendering index values	CRI≥80 according to EN 62717
Colour consistency	MacAdam 4-step
Photobiological risk	RG0 - Exempt Group (EN 62471)
Residual flicker	<4%
Luminous flux maintenance	L90 B10 110,000 h Tq=+40 °C L90 B10 230,000 h Tq=+25 °C
Insulation class	I
Supply voltage	110V-277V 50W/72W/101W 160V 144W 0/50/60 Hz
Surge protection	6 kV common and differential modes according to EN61000-4-5
Power factor	>0.95
Type of power supply	Spring clamps and M20 cable gland
Max. conductor cross-section	1-2.5 mm²
Entry cable diameter	10-14 mm



WARRANTY

2 YEARS OPTIONALLY EXTENDABLE TO 7



DIRECTIVES

2014/30/EU (EMC)
2014/34/EU (ATEX)
2011/65/EU (RoHS)
2012/19/EU (WEEE)

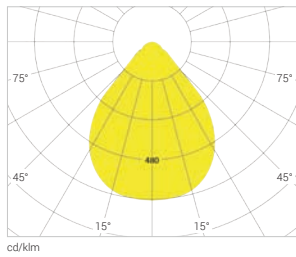

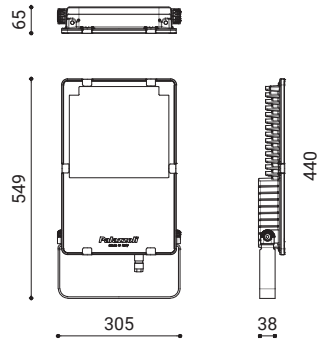
PRODUCT STANDARDS

EN 55015
EN 60079-0
EN 60079-18
EN 60079-31
EN 60079-7
EN 60598-1
EN 60598-2-1
EN 60598-2-5
EN 60598-2-22
EN 61000-3-2
EN 61000-3-3
EN 61547
EN 62311
EN 62493
EN 62471
IEC/TR 62778
EN 63000

Versions with colour temperatures from 3000K to 6500K and ambient temperatures down to -40°C are available.

PALAZZOLI ATEX junction boxes certified for zone 1, 2, 21, 22, complete with cable glands and terminals for the entry of cables with larger diameters and/or for through wiring, are available.

TIGUA-EX | Zone 1, 2, 21, 22 | floodlight



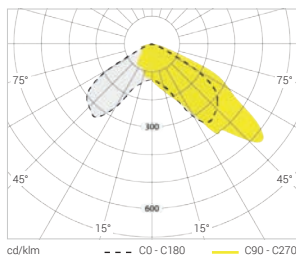
Symmetrical 81° extra wide beam optics

Included: wall bracket.
The stated flux and power values may be subject to a +/- 7% tolerance.

2G - 2D



No. of LEDs	Power (W)	Nominal flux (lm)Tj=25 °C	Output flux (lm)Tq=25 °C	Diffuser	Efficacy (lm/W)	Max. ambient temperature (°C)	Version	Weight (kg)	Code
12	50	6980	5808	Glass	115	+50	DALI	6.50	817021EX
12	72	9950	8280	Glass	115	+40	DALI	6.50	817022EX
24	101	13950	11615	Glass	115	+50	DALI	7.10	817023EX
24	144	19850	16560	Glass	115	+40	DALI	7.10	817024EX



Asymmetrical 50° extra wide beam optics

Included: wall bracket.
The stated flux and power values may be subject to a +/- 7% tolerance.

2G - 2D



No. of LEDs	Power (W)	Nominal flux (lm)Tj=25 °C	Output flux (lm)Tq=25 °C	Diffuser	Efficacy (lm/W)	Max. ambient temperature (°C)	Version	Weight (kg)	Code
12	50	6980	5808	Glass	115	+50	DALI	6.50	817221EX
12	72	9950	8280	Glass	115	+40	DALI	6.50	817222EX
24	101	13950	11615	Glass	115	+50	DALI	7.10	817223EX
24	144	19850	16560	Glass	115	+40	DALI	7.10	817224EX

Accessories TIGUA-EX on page 83

XTIGUA-EX | Zone 1, 2, 21, 22 | floodlight



Atex execution - Gas	II 2G - Ex eb mb IIC T5 Gb
Atex execution - Dust	II 2D Ex tb IIIC T 85 °C Db
Body material	Low-copper aluminium alloy EN 44300
Surface treatment	Fluorozirconate passivation
Surface finish	Non-toxic, hot-polymerised polyester paint
Colour	RAL 9005
Diffuser material	Extra clear tempered glass
Protection rating	IP66 according to IEC 60079-0 and 60598-1
Impact resistance	IK08 according to IEC 62262
Corrosion class	C5-M / C4-H (ISO 9223)
Mounting system	U-bracket with -110° to +110° adjustment
Ambient operating temperature	-35 °C - +50 °C (-40 °C on request)
Ambient storage temperature	-40°C - +70°C
Actual efficacy of the device	Up to 115 lm/W
Colour temperature	4000K
Optics features	UV-stabilised polycarbonate lens sealed to LED module by silicone resin
Colour rendering index values	CRI≥80 according to EN 62717
Colour consistency	MacAdam 4-step
Photobiological risk	RG0 - Exempt Group (EN 62471)
Residual flicker	<4%
Luminous flux maintenance	L90 B10 110,000 h Tq=+40 °C L90 B10 230,000 h Tq=+25 °C
Insulation class	I
Supply voltage	110V-277V 151W/216W/201W 160V-277V 288W 0/50/60Hz
Surge protection	6 kV common and differential modes according to EN61000-4-5
Power factor	>0.95
Type of power supply	Spring clamps and M20 cable gland
Max. conductor cross-section	1-2.5 mm²
Entry cable diameter	10-14 mm



WARRANTY

2 YEARS OPTIONALLY EXTENDABLE TO 7



DIRECTIVES

2014/30/EU (EMC)
2014/34/EU (ATEX)
2011/65/EU (RoHS)
2012/19/EU (WEEE)

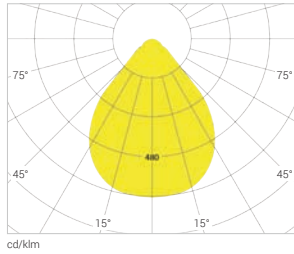
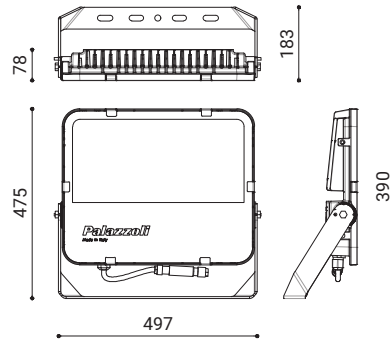
PRODUCT STANDARDS

EN 55015
EN 60079-0
EN 60079-18
EN 60079-31
EN 60079-7
EN 60598-1
EN 60598-2-1
EN 60598-2-5
EN 60598-2-22
EN 61000-3-2
EN 61000-3-3
EN 61547
EN 62311
EN 62493
EN 62471
IEC/TR 62778
EN 63000

Versions with colour temperatures from 3000K to 6500K and ambient temperatures down to -40°C are available.

PALAZZOLI ATEX junction boxes certified for zone 1, 2, 21, 22, complete with cable glands and terminals for the entry of cables with larger diameters and/or for through wiring, are available.

XTIGUA-EX | Zone 1, 2, 21, 22 | floodlight



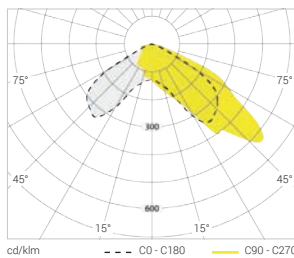
Symmetrical 81° extra wide beam optics

Included: wall bracket.
The stated flux and power values may be subject to a +/- 7% tolerance.

2G - 2D



No. of LEDs	Power (W)	Nominal flux (lm)Tj=25 °C	Output flux (lm)Tq=25 °C	Diffuser	Efficacy (lm/W)	Max. ambient temperature (°C)	Version	Weight (kg)	Code
36	151	20900	17365	Glass	115	+50	DALI	9.00	818021EX
36	216	29800	24840	Glass	115	+40	DALI	9.00	818022EX
48	201	27800	23115	Glass	115	+50	DALI	9.50	818023EX
48	288	39800	33120	Glass	115	+40	DALI	9.50	818024EX



Asymmetrical 50° extra wide beam optics

Included: wall bracket.
The stated flux and power values may be subject to a +/- 7% tolerance.

2G - 2D



No. of LEDs	Power (W)	Nominal flux (lm)Tj=25 °C	Output flux (lm)Tq=25 °C	Diffuser	Efficacy (lm/W)	Max. ambient temperature (°C)	Version	Weight (kg)	Code
36	151	20900	17365	Glass	115	+50	DALI	9.00	818221EX
36	216	29800	24840	Glass	115	+40	DALI	9.00	818222EX
48	201	27800	23115	Glass	115	+50	DALI	9.50	818223EX
48	288	39800	33120	Glass	115	+40	DALI	9.50	818224EX

Accessories XTIGUA-EX on page 97

TIGUA-EX | Zone 2, 21, 22 | floodlight



Atex execution - Gas	II 3G - Ex ec mc IIC T5 Gc
Atex execution - Dust	II 2D - Ex tb IIIC T 85 °C Db
Body material	Low-copper aluminium alloy EN 44300
Surface treatment	Fluorozirconate passivation
Surface finish	Non-toxic, hot-polymerised polyester paint
Colour	RAL 9005
Diffuser material	Extra clear tempered glass
Protection rating	IP66 according to IEC 60079-0 and 60598-1
Impact resistance	IK08 according to IEC 62262
Corrosion class	C5-M / C4-H (ISO 9223)
Mounting system	U-bracket with -135° to +135° adjustment
Ambient operating temperature	-35 °C - +50 °C (-40 °C on request)
Ambient storage temperature	-40 °C - +70 °C
Actual efficacy of the device	Up to 125 lm/W
Colour temperature	4000K
Optics features	Non-ageing, UV-resistant PMMA lenses with > 90% efficiency and > 95% transparency
Colour rendering index values	CRI≥70 according to EN 62717
Colour consistency	MacAdam 4-step
Photobiological risk	RG0 - Exempt Group (EN 62471)
Residual flicker	<4%
Luminous flux maintenance	L90 B10 110,000 h Tq=+40 °C L90 B10 230,000 h Tq=+25 °C
Insulation class	I
Supply voltage	110V-277V 50W/72W/101W 160V-277V 144W 0/50/60Hz
Surge protection	6 kV common and differential modes according to EN61000-4-5
Power factor	>0.95
Type of power supply	Spring clamps and M20 cable gland
Max. conductor cross-section	1-2.5 mm ²
Entry cable diameter	10-14 mm

Versions with colour temperatures from 3000K to 6500K and ambient temperatures down to -40°C are available.

PALAZZOLI ATEX junction boxes certified for zone 1, 2, 21, 22, complete with cable glands and terminals for the entry of cables with larger diameters and/or for through wiring, are available.



WARRANTY

2 YEARS OPTIONALLY EXTENDABLE TO 7



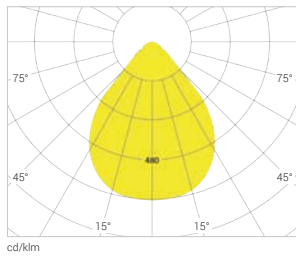

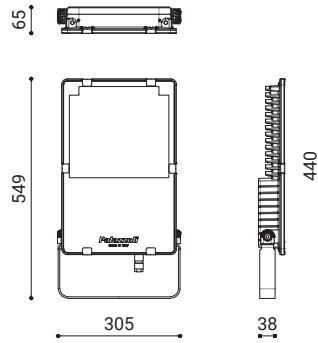
DIRECTIVES

2014/30/EU (EMC)
2014/34/EU (ATEX)
2011/65/EU (RoHS)
2012/19/EU (WEEE)

PRODUCT STANDARDS

EN 55015
EN 60079-0
EN 60079-18
EN 60079-31
EN 60079-7
EN 60598-1
EN 60598-2-1
EN 60598-2-5
EN 60598-2-22
EN 61000-3-2
EN 61000-3-3
EN 61547
EN 62311
EN 62493
EN 62471
IEC/TR 62778
EN 63000

TIGUA-EX | Zone 2, 21, 22 | floodlight



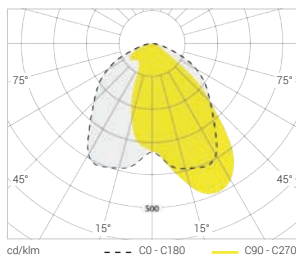
Symmetrical 81° extra wide beam optics

Included: wall bracket.
The stated flux and power values may be subject to a +/- 7% tolerance.

3G - 2D



No. of LEDs	Power (W)	Nominal flux (lm)Tj=25 °C	Output flux (lm)Tq=25 °C	Diffuser	Efficacy (lm/W)	Max. ambient temperature (°C)	Version	Weight (kg)	Code
12	50	7600	6312	Glass	125	+50	DALI	6.50	837021EX
12	72	10800	9000	Glass	125	+40	DALI	6.50	837022EX
24	101	15150	12625	Glass	125	+50	DALI	7.10	837023EX
24	144	21600	18000	Glass	125	+40	DALI	7.10	837024EX



Asymmetrical 23° extra wide beam optics

Included: wall bracket.
The stated flux and power values may be subject to a +/- 7% tolerance.

3G - 2D



No. of LEDs	Power (W)	Nominal flux (lm)Tj=25 °C	Output flux (lm)Tq=25 °C	Diffuser	Efficacy (lm/W)	Max. ambient temperature (°C)	Version	Weight (kg)	Code
12	50	7600	6312	Glass	125	+50	DALI	6.50	837221EX
12	72	10800	9000	Glass	125	+40	DALI	6.50	837222EX
24	101	15150	12625	Glass	125	+50	DALI	7.10	837223EX
24	144	21600	18000	Glass	125	+40	DALI	7.10	837224EX

Accessories TIGUA-EX on page 83

XTIGUA-EX | Zone 2, 21, 22 | floodlight



Atex execution - Gas	II 3G - Ex ec mc IIC T5 Gc
Atex execution - Dust	II 2D Ex tb IIIC T 85 °C Db
Body material	Low-copper aluminium alloy EN 44300
Surface treatment	Fluorozirconate passivation
Surface finish	Non-toxic, hot-polymerised polyester paint
Colour	RAL 9005
Diffuser material	Extra clear tempered glass
Protection rating	IP66 according to IEC 60079-0 and 60598-1
Impact resistance	IK08 according to IEC 62262
Corrosion class	C5-M / C4-H (ISO 9223)
Mounting system	U-bracket with -110° to +110° adjustment
Ambient operating temperature	-35 °C - +50 °C (-40 °C on request)
Ambient storage temperature	-40 °C - +70 °C
Actual efficacy of the device	Up to 130 lm/W
Colour temperature	4000K
Optics features	Non-ageing, UV-resistant PMMA lenses with > 90% efficiency and > 95% transparency
Colour rendering index values	CRI≥70 according to EN 62717
Colour consistency	MacAdam 4-step
Photobiological risk	RG0 - Exempt Group (EN 62471)
Residual flicker	<4%
Luminous flux maintenance	L90 B10 110,000 h Tq=+40 °C L90 B10 230,000 h Tq=+25 °C
Insulation class	I
Supply voltage	110V-277V 151W/201W 160V-277V 216W/288W 0/50/60Hz
Surge protection	6 kV common and differential modes according to EN61000-4-5
Power factor	>0.95
Type of power supply	Spring clamps and M20 cable gland
Max. conductor cross-section	1-2.5 mm²
Entry cable diameter	10-14 mm



WARRANTY

2 YEARS OPTIONALLY EXTENDABLE TO 7



DIRECTIVES

2014/30/EU (EMC)
2014/34/EU (ATEX)
2011/65/EU (RoHS)
2012/19/EU (WEEE)

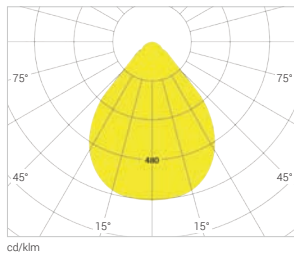

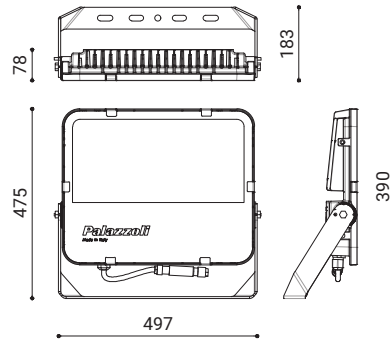
PRODUCT STANDARDS

EN 55015
EN 60079-0
EN 60079-18
EN 60079-31
EN 60079-7
EN 60598-1
EN 60598-2-1
EN 60598-2-5
EN 60598-2-22
EN 61000-3-2
EN 61000-3-3
EN 61547
EN 62311
EN 62493
EN 62471
IEC/TR 62778
EN 63000

Versions with colour temperatures from 3000K to 6500K and ambient temperatures down to -40°C are available.

PALAZZOLI ATEX junction boxes certified for zone 1, 2, 21, 22, complete with cable glands and terminals for the entry of cables with larger diameters and/or for through wiring, are available.

XTIGUA-EX | Zone 2, 21, 22 | floodlight



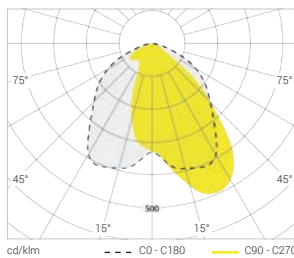
Symmetrical 81° extra wide beam optics

Included: wall bracket.
The stated flux and power values may be subject to a +/- 7% tolerance.

3G - 2D



No. of LEDs	Power (W)	Nominal flux (lm)Tj=25 °C	Output flux (lm)Tq=25 °C	Diffuser	Efficacy (lm/W)	Max. ambient temperature (°C)	Version	Weight (kg)	Code
36	151	23600	19630	Glass	130	+50	DALI	9.00	838021EX
36	216	33200	27648	Glass	128	+40	DALI	9.00	838022EX
48	201	31500	26208	Glass	130	+50	DALI	9.50	838023EX
48	288	44300	36864	Glass	128	+40	DALI	9.50	838024EX



Asymmetrical 23° extra wide beam optics

Included: wall bracket.
The stated flux and power values may be subject to a +/- 7% tolerance.

3G - 2D



No. of LEDs	Power (W)	Nominal flux (lm)Tj=25 °C	Output flux (lm)Tq=25 °C	Diffuser	Efficacy (lm/W)	Max. ambient temperature (°C)	Version	Weight (kg)	Code
36	151	23600	19630	Glass	130	+50	DALI	9.00	838221EX
36	216	33200	27648	Glass	128	+40	DALI	9.00	838222EX
48	201	31500	26208	Glass	130	+50	DALI	9.50	838223EX
48	288	44300	36864	Glass	128	+40	DALI	9.50	838224EX

Accessories XTIGUA-EX on page 97





Light fixtures

For environments where flammable gases and combustible dusts are present

Atex



RINOLED-EX
zone 1, 2, 21, 22

3400 lm to 12350 lm
Page 162



RINOLED-EX
zone 2, 21, 22

3560 lm to 9430 lm
Page 165

RINOLED-EX | Zone 1, 2, 21, 22



Atex execution - Gas	II 2G - Ex eb mb IIC T6/T5 Gb
Atex execution - Dust	II 2D - Ex tb IIIC T 85 °C Db
Body material	AISI 304 stainless steel
Surface treatment	Natural finish
Diffuser material	Extra clear tempered glass
Protection rating	IP66 - IP65 according to IEC 60079-0 and 60598-1
Impact resistance	IK09 as per IEC 62262
Corrosion class	C5 AISI 304 stainless steel (ISO 9223)
Mounting system	Pair of eyebolts in AISI 304 stainless steel
Ambient operating temperature	-35 °C - +60 °C (-40 °C on request) 0 °C - +45 °C (emergency versions)
Ambient storage temperature	-40 °C - +75 °C -20 °C - +60 °C (emergency versions)
Actual efficacy of the device	Up to 148 lm/W
Colour temperature	4000K
Optics features	Non-ageing- and UV-resistant silicone resin with > 95% efficiency
Colour rendering index values	CRI≥80 according to EN 62717
Photobiological risk	RG0 - Exempt Group (EN 62471)
Residual flicker	<4%
Luminous flux maintenance	L80 B10 50,000 h Tq=+25°C
Insulation class	I
Supply voltage	220V-240V~ - 180-240Vdc 0/50/60Hz
Surge protection	6 kV common and differential modes according to EN61000-4-5
Power factor	>0.95
Type of power supply	Spring clamps and M20 cable gland
Max. conductor cross-section	1-2.5 mm²
Entry cable diameter	10-14 mm

**WARRANTY**

2 YEARS OPTIONALLY EXTENDABLE TO 7

**DIRECTIVES**

2014/30/EU (EMC)
2014/34/EU (ATEX)
2011/65/EU (RoHS)
2012/19/EU (WEEE)

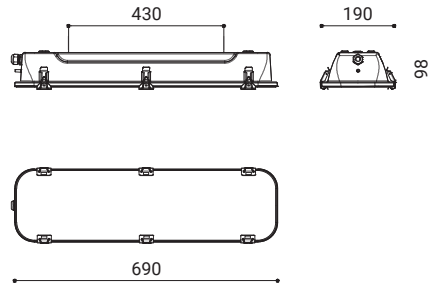
PRODUCT STANDARDS

EN 55015
EN 60079-0
EN 60079-18
EN 60079-31
EN 60079-7
EN 60598-1
EN 60598-2-1
EN 60598-2-22
EN 61000-3-2
EN 61000-3-3
EN 61547
EN 62311
EN 62493
EN 62471
IEC/TR 62778
EN 63000

Feed-through wiring versions in AISI 316L stainless steel and with colour temperatures from 3000K to 6500K are available.

PALAZZOLI ATEX junction boxes certified for zone 1, 2, 21, 22, complete with cable glands and terminals for the entry of cables with larger diameters and/or for through wiring, are available.

RINOLED-EX | Zone 1, 2, 21, 22 | 690 mm

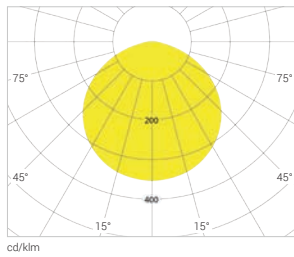


Class I

IP65

IP66

IK09



Symmetrical 110° extra wide beam optics

Included: pair of AISI 304 stainless steel eyebolts for pendant mounting.
The stated flux and power values may be subject to a +/-7% tolerance.

2G - 2D
Stainless steel



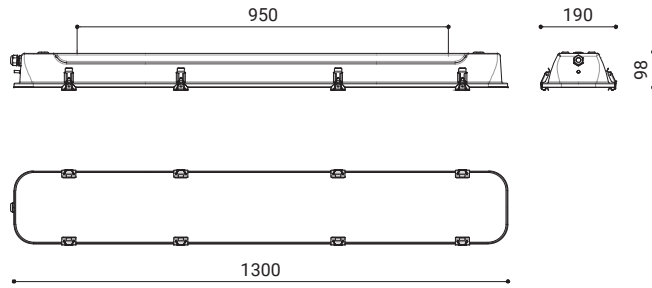
No. of LEDs	Power (W)	Nominal flux (lm)Tj=25 °C	Output flux (lm)Tq=25 °C	Diffuser	Efficacy (lm/W)	Max. ambient temperature (°C)	Version	Weight (kg)	Code
192	23	4080	3400	Glass	148	+60	On/Off	4.60	821172EX
192	36	6200	5180	Glass	144	+50	On/Off	4.60	821272EX
192	56	9450	7870	Glass	140	+45	On/Off	4.60	821372EX
192	71	11550	9623	Glass	136	+35	On/Off	4.60	821472EX

2G - 2D
Stainless steel
Emergency



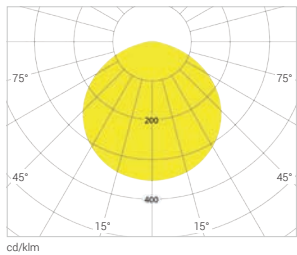
192	36	6200	5180 (967 in EM)	Glass	144	+45	On/Off Emergency 1h	5.30	821270EX
192	71	9450	9623 (912 in EM)	Glass	136	+35	On/Off Emergency 1h	5.30	821470EX
192	36	6200	5180 (420 in EM)	Glass	144	+45	On/Off Emergency 3h	5.30	821273EX
192	71	9450	9623 (414 in EM)	Glass	136	+35	On/Off Emergency 3h	5.30	821473EX

RINOLED-EX | Zone 1, 2, 21, 22 | 1300 mm



Class I

IP65 IP66 IK09



Symmetrical 110° extra wide beam optics

Included: pair of AISI 304 stainless steel eyebolts for pendant mounting.
The stated flux and power values may be subject to a +/-7% tolerance.

2G - 2D
Stainless steel



No. of LEDs	Power (W)	Nominal flux (lm)Tj=25 °C	Output flux (lm)Tq=25 °C	Diffuser	Efficacy (lm/W)	Max. ambient temperature (°C)	Version	Weight (kg)	Code
192	47	8200	6831	Glass	145	+60	On/Off	7.20	821572EX
192	71	11690	9736	Glass	137	+45	On/Off	7.20	821672EX
384	86	14800	12353	Glass	144	+45	DALI	7.20	821772EX

2G - 2D
Stainless steel
Emergency



192	71	11690	9736 (925 in EM)	Glass	137	+45	On/Off Emergency 1h	7.80	821670EX
384	86	14800	12353 (930 in EM)	Glass	144	+45	On/Off Emergency 1h	7.80	821770EX
192	71	11690	9736 (420 in EM)	Glass	137	+45	On/Off Emergency 3h	7.80	821673EX
384	86	14800	12353 (400 in EM)	Glass	144	+45	On/Off Emergency 3h	7.80	821773EX

Accessories RINOLED-EX on page 169

RINOLED-EX | Zone 2, 21, 22

**WARRANTY**

2 YEARS OPTIONALLY EXTENDABLE TO 7

**DIRECTIVES**

2014/30/EU (EMC)
2014/34/EU (ATEX)
2011/65/EU (RoHS)
2012/19/EU (WEEE)

PRODUCT STANDARDS

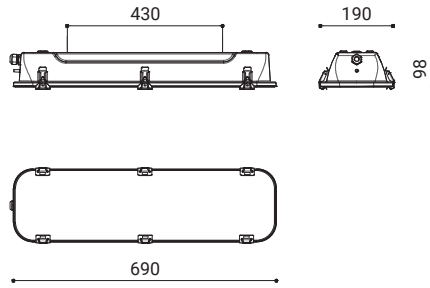
EN 55015
EN 60079-0
EN 60079-18
EN 60079-31
EN 60079-7
EN 60598-1
EN 60598-2-1
EN 60598-2-22
EN 61000-3-2
EN 61000-3-3
EN 61547
EN 62311
EN 62493
EN 62471
IEC/TR 62778
EN 63000

Atex execution - Gas	II 3G - Ex ec mc IIC T6/T5 Gc
Atex execution - Dust	II 2D Ex tb IIIC T 85 °C Db
Body material	AISI 304 stainless steel Painted galvanised steel
Surface treatment	Fluorozirconate passivation
Surface finish	Non-toxic, hot-polymerised polyester paint
Colour	RAL 9016
Diffuser material	Extra clear tempered glass
Protection rating	IP66 - IP65 according to IEC 60079-0 and 60598-1
Impact resistance	IK09 as per IEC 62262
Corrosion class	C5 AISI 304 stainless steel (ISO 9223)
Mounting system	Pair of eyebolts in AISI 304 stainless steel
Ambient operating temperature	-35 °C - +55 °C (-40 °C on request) 0 °C - +45 °C (emergency versions)
Ambient storage temperature	-40 °C - +70 °C -30 °C - +50 °C (emergency versions)
Actual efficacy of the device	Up to 137 lm/W
Colour temperature	4000K
Optics features	Non-ageing, UV-resistant PMMA lenses with > 90% efficiency and > 95% transparency
Colour rendering index values	CRI≥80 according to EN 62717
Colour consistency	MacAdam 3-step
Photobiological risk	RG0 - Exempt Group (EN 62471)
Residual flicker	<4%
Luminous flux maintenance	L80 B10 50,000 h Tq=+25 °C
Insulation class	I
Supply voltage	220V-240V~ - 180-240Vdc 0/50/60Hz
Surge protection	6 kV common and differential modes according to EN61000-4-5
Power factor	>0.95
Type of power supply	Spring clamps and M20 cable gland
Max. conductor cross-section	1-2.5 mm²
Entry cable diameter	10-14 mm

Special versions can be made by combining materials and optics. Versions are available with ambient temperatures down to -40 °C and up to +60 °C; with feed-through wiring, in AISI 316L stainless steel and with colour temperatures from 3000K to 6500K.

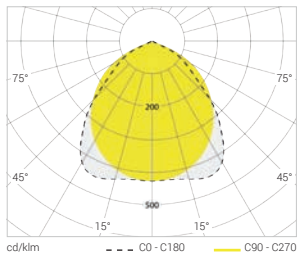
PALAZZOLI ATEX junction boxes certified for zone 1, 2, 21, 22, complete with cable glands and terminals for the entry of cables with larger diameters and/or for through wiring, are available.

RINOLED-EX | Zone 2, 21, 22 | 690 mm



Class I

IP65 IP66 IK09



88° symmetrical optics

Included: pair of AISI 304 stainless steel eyebolts for pendant mounting.
The stated flux and power values may be subject to a +/-7% tolerance.

	No. of LEDs	Power (W)	Nominal flux (lm)Tj=25 °C	Output flux (lm)Tq=25 °C	Diffuser	Efficacy (lm/W)	Version	Weight (kg)	Code
3G - 2D Stainless steel	48	26	4100	3562	Glass	137	On/Off	4.58	821192EX
	72	38	6133	5130	Glass	135	On/Off	4.62	821292EX

+ 55 °C
- 35 °C

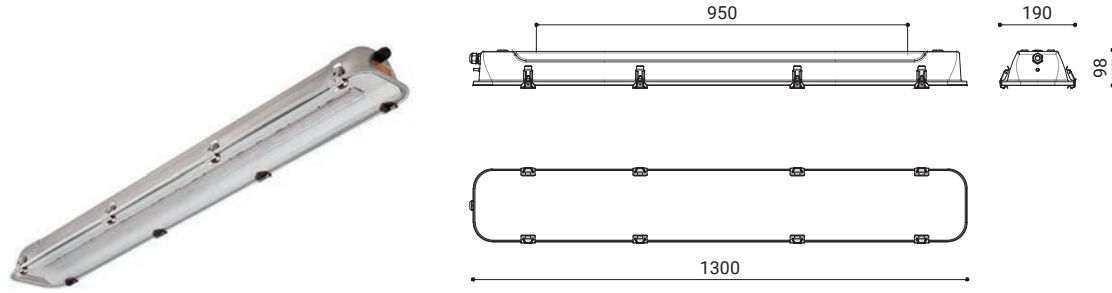
3G - 2D Stainless steel Emergency	48	26	4100	3562 (770 in EM)	Glass	137	On/Off Emergency 1h	5.26	821190EX
	72	38	6133	5130 (940 in EM)	Glass	135	On/Off Emergency 1h	5.30	821290EX
	48	26	4100	3562 (770 in EM)	Glass	137	On/Off Emergency 3h	3.90	821193EX
	72	38	6133	5130 (940 in EM)	Glass	135	On/Off Emergency 3h	3.90	821293EX

+ 35 °C
0 °C

3G - 2D Painted galvanised steel	48	26	4100	3562	Glass	137	On/Off	4.96	841192EX
	72	38	6133	5130	Glass	135	On/Off	4.62	841292EX

+ 55 °C
- 35 °C

RINOLED-EX | Zone 2, 21, 22 | 1300 mm

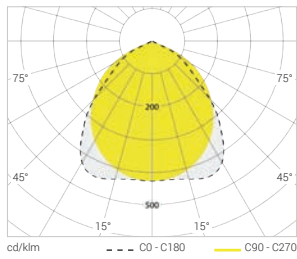


Class I

IP65

IP66

IK09



88° symmetrical optics

Included: pair of AISI 304 stainless steel eyebolts for pendant mounting.
The stated flux and power values may be subject to a +/-7% tolerance.

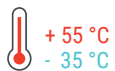
	No. of LEDs	Power (W)	Nominal flux (lm) Tj=25 °C	Output flux (lm) Tq=25 °C	Diffuser	Efficacy (lm/W)	Version	Weight (kg)	Code
3G - 2D Stainless steel	96	52	8200	7072	Glass	136	On/Off	7.23	821392EX
	144	75	12260	10050	Glass	134	On/Off	6.27	821492EX



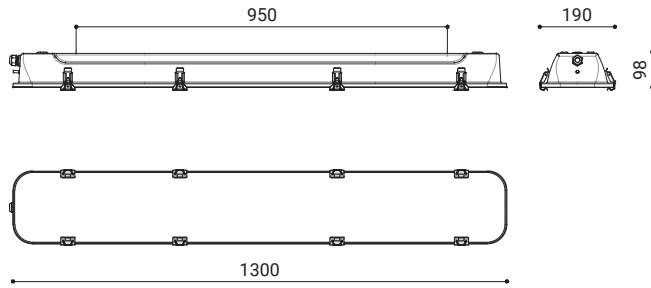
3G - 2D Stainless steel Emergency	96	52	8200	7072 (940 in EM)	Glass	136	On/Off Emergency 1h	7.76	821390EX
	144	75	12260	10050 (940 in EM)	Glass	134	On/Off Emergency 1h	6.58	821490EX
	96	52	8200	7072 (940 in EM)	Glass	136	On/Off Emergency 3h	8.54	821393EX
	144	75	12260	10050 (940 in EM)	Glass	134	On/Off Emergency 3h	6.70	821493EX



3G - 2D Painted galvanised steel	96	52	8200	7072	Glass	136	On/Off	6.37	841392EX
	144	75	12260	10050	Glass	134	On/Off	7.96	841492EX

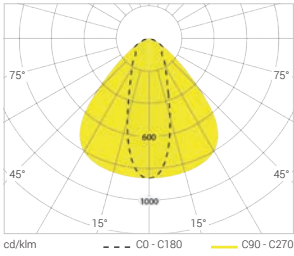


RINOLED-EX | Zone 2, 21, 22 | 1300 mm



Class I

IP65 IP66 IK09



Narrow beam optic 30° x 90°

Included: pair of AISI 304 stainless steel eyebolts for pendant mounting.
The stated flux and power values may be subject to a +/-7% tolerance.

	No. of LEDs	Power (W)	Nominal flux (lm)Tj=25 °C	Output flux (lm)Tq=25 °C	Diffuser	Efficacy (lm/W)	Version	Weight (kg)	Code
3G - 2D Stainless steel	96	52	8200	6500	Glass	125	On/Off	6.20	820392EX
	144	75	12260	9525	Glass	127	On/Off	7.76	820492EX
3G - 2D Painted galvanised steel	96	52	8200	6500	Glass	125	On/Off	6.30	840392EX
	144	75	12260	9525	Glass	127	On/Off	6.30	840492EX



Accessories RINO LED-EX



Rino LED-EX with **hooks for pendant mounting**

Pair of adjustable supports for wall or ceiling installation



Material:
Stainless steel
AISI 304

Code: **820010**

Pairs of "V" supports for ceiling installation



Material:
Stainless steel
AISI 304

Code: **820017**

Pairs of hooks for pendant mounting



Material:
Stainless steel
AISI 304

Code: **820011**

Pendant mounting and ceiling adaptation kit



Material:
Stainless steel
AISI 304

Code: **820018**

Pair of collars for installation on pipe



Material:
Stainless steel
AISI 304

Code: **820016**

Quick fastening kit for ceiling mounting



Material:
Stainless steel
AISI 304

Code: **820019**

Note: in the case of relamping, the adapter kit enables to adjust the fixing distances of the light fixture to those already present in the system.





Pendant light fixtures

For environments where flammable gases and combustible dusts are present

AteX



TIGUA-EX
zone 1, 2, 21, 22
5800 lm to 16550 lm
Page 172




XTIGUA-EX
zone 1, 2, 21, 22
17350 lm to 33100 lm
Page 174



META150-EX
zone 2, 21, 22
8580 lm to 19830 lm
Page 176

TIGUA-EX | Zone 1, 2, 21, 22 | pendant mounting



Atex execution - Gas	II 2G - Ex eb mb IIC T5 Gb
Atex execution - Dust	II 2D - Ex tb IIIC T 85 °C Db
Body material	Low-copper aluminium alloy EN 44300
Surface treatment	Fluorozirconate passivation
Surface finish	Non-toxic, hot-polymerised polyester paint
Colour	RAL 9005
Diffuser material	Extra clear tempered glass
Protection rating	IP66 according to IEC 60079-0 and 60598-1
Impact resistance	IK08 according to IEC 62262
Corrosion class	C5-M / C4-H (ISO 9223)
Mounting system	Pendant mounting
Ambient operating temperature	-35 °C - +50 °C (-40 °C on request)
Ambient storage temperature	-40 °C - +70 °C
Actual efficacy of the device	Up to 115 lm/W
Colour temperature	4000K
Optics features	UV-stabilised polycarbonate lens sealed to LED module by silicone resin
Colour rendering index values	CRI≥80 according to EN 62717
Colour consistency	MacAdam 4-step
Photobiological risk	RG0 - Exempt Group (EN 62471)
Residual flicker	<4%
Luminous flux maintenance	L90 B10 110,000 h Tq=+40 °C L90 B10 230,000 h Tq=+25 °C
Insulation class	I
Supply voltage	110V-277V 50W/72W/101W 160V-277V 144W 0/50/60Hz
Surge protection	6 kV common and differential modes according to EN61000-4-5
Power factor	>0.95
Type of power supply	Spring clamps and M20 cable gland
Max. conductor cross-section	1-2.5 mm ²
Entry cable diameter	10-14 mm

Versions with dedicated optics, colour temperatures from 3000K to 6500K and ambient temperatures down to -40 °C are available.

PALAZZOLI ATEX junction boxes certified for zone 1, 2, 21, 22, complete with cable glands and terminals for the entry of cables with larger diameters and/or for through wiring, are available.



WARRANTY

2 YEARS OPTIONALLY EXTENDABLE TO 7



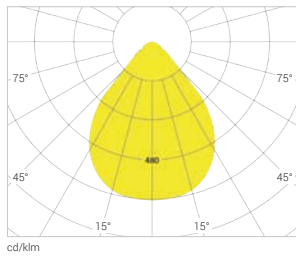

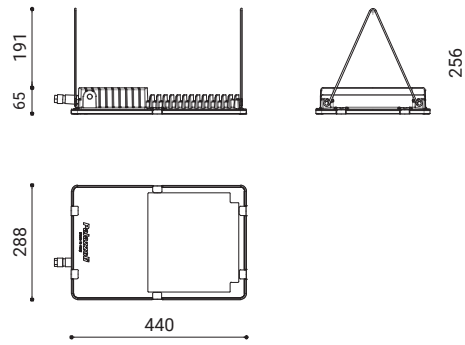

DIRECTIVES

2014/30/EU (EMC)
2014/34/EU (ATEX)
2011/65/EU (RoHS)
2012/19/EU (WEEE)

PRODUCT STANDARDS

EN 55015
EN 60079-0
EN 60079-18
EN 60079-31
EN 60079-7
EN 60598-1
EN 60598-2-1
EN 60598-2-5
EN 60598-2-22
EN 61000-3-2
EN 61000-3-3
EN 61547
EN 62311
EN 62493
EN 62471
IEC/TR 62778
EN 63000

TIGUA-EX | Zone 1, 2, 21, 22 | pendant mounting



Symmetrical 81° extra wide beam optics

Included: double chain bracket and busbar.
 Recommended installation height: between 4 m and 7 m.
 The stated flux and power values have tolerances of +/- 7%.

2G - 2D



No. of LEDs	Power (W)	Nominal flux (lm) Tj=25 °C	Output flux (lm) Tq=25 °C	Diffuser	Efficacy (lm/W)	Max. ambient temperature (°C)	Version	Weight (kg)	Code
12	50	6980	5808	Glass	115	+50	DALI	6.50	817031EX
12	72	9950	8280	Glass	115	+40	DALI	6.50	817032EX
24	101	13950	11615	Glass	115	+50	DALI	7.10	817033EX
24	144	19850	16560	Glass	115	+40	DALI	7.10	817034EX

Accessories TIGUA-EX | pendant mounting

0 - 90° adjustable connection for catenary wire installation



Material: Galvanised steel

Code: **811921**

Swivelling connection 0 - 90° for double chain and busbar installation



Material: Galvanised steel

Code: **811919**

Kit with bracket for ceiling installation



Material: Galvanised steel

Code: **811916**

Set of brackets for pole installation diam. 60mm



Material: Galvanised steel

Code: **811920**

XTIGUA-EX | Zone 1, 2, 21, 22 | pendant mounting



Atex execution - Gas	II 2G - Ex eb mb IIC T5 Gb
Atex execution - Dust	II 2D - Ex tb IIIC T 85 °C Db
Body material	Low-copper aluminium alloy EN 44300
Surface treatment	Fluorozirconate passivation
Surface finish	Non-toxic, hot-polymerised polyester paint
Colour	RAL 9005
Diffuser material	Extra clear tempered glass
Protection rating	IP66 according to IEC 60079-0 and 60598-1
Impact resistance	IK08 according to IEC 62262
Corrosion class	C5-M / C4-H (ISO 9223)
Mounting system	Pendant mounting
Ambient operating temperature	-35 °C - +50 °C (-40 °C on request)
Ambient storage temperature	-40 °C - +70 °C
Actual efficacy of the device	Up to 115 lm/W
Colour temperature	4000K
Optics features	UV-stabilised polycarbonate lens sealed to LED module by silicone resin
Colour rendering index values	CRI≥80 according to EN 62717
Colour consistency	MacAdam 4-step
Photobiological risk	RG0 - Exempt Group (EN 62471)
Residual flicker	<4%
Luminous flux maintenance	L90 B10 110,000 h Tq=+40 °C L90 B10 230,000 h Tq=+25 °C
Insulation class	I
Supply voltage	110V-277V 151W/201W 160V-277V 216W/288W 0/50/60Hz
Surge protection	6 kV common and differential modes according to EN61000-4-5
Power factor	>0.95
Type of power supply	Spring clamps and M20 cable gland
Max. conductor cross-section	1-2.5 mm²
Entry cable diameter	10-14 mm

**WARRANTY**

2 YEARS OPTIONALLY EXTENDABLE TO 7

**DIRECTIVES**

2014/30/EU (EMC)
2014/34/EU (ATEX)
2011/65/EU (RoHS)
2012/19/EU (WEEE)

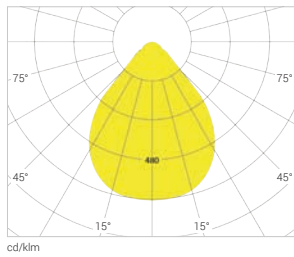

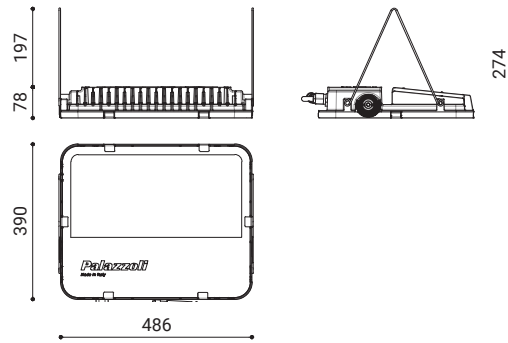
PRODUCT STANDARDS

EN 55015
EN 60079-0
EN 60079-18
EN 60079-31
EN 60079-7
EN 60598-1
EN 60598-2-1
EN 60598-2-5
EN 60598-2-22
EN 61000-3-2
EN 61000-3-3
EN 61547
EN 62311
EN 62493
EN 62471
IEC/TR 62778
EN 63000

Versions with dedicated optics, colour temperatures from 3000K to 6500K and ambient temperatures down to -40°C are available.

PALAZZOLI ATEX junction boxes certified for zone 1, 2, 21, 22, complete with cable glands and terminals for the entry of cables with larger diameters and/or for through wiring, are available.

XTIGUA-EX | Zone 1, 2, 21, 22 | pendant mounting



Symmetrical 81° extra wide beam optics

Included: double chain bracket and busbar.
 Recommended installation height: between 9 m and 15 m.
 The stated flux and power values may be subject to a +/- 7% tolerance.

	No. of LEDs	Power (W)	Nominal flux (lm)Tj=25 °C	Output flux (lm)Tq=25 °C	Diffuser	Efficacy (lm/W)	Max. ambient temperature (°C)	Version	Weight (kg)	Code
2G - 2D	36	151	20900	17365	Glass	115	+50	DALI	9.00	818031EX
	36	216	29800	24840	Glass	115	+40	DALI	9.00	818032EX
	48	201	27800	23115	Glass	115	+50	DALI	9.50	818033EX
	48	288	39800	33120	Glass	115	+40	DALI	9.50	818034EX

2G - 2D



Accessories TIGUA-EX | pendant mounting

Adjustable connection 0 - 90° for double chain installation - size M



Material: Galvanised steel
 Code: **819994**

Adjustable connection 0 - 90° for double chain installation - size L



Material: Galvanised steel
 Code: **819995**

Kit with bracket for ceiling installation - size M



Material: Galvanised steel
 Code: **819996**

Kit with bracket for ceiling installation - size L



Material: Galvanised steel
 Code: **819997**

Note: cannot be used on the VHT 70 °C version

Note: cannot be used on the VHT 70 °C version

META150-EX | Zone 2, 21, 22 | pendant mounting



Atex execution - Gas	II 3G - Ex ec mc IIC T5 Gc
Atex execution - Dust	II 2D - Ex tb IIIC T 85 °C Db
Body material	EN 46100 aluminium alloy
Surface treatment	Fluorozirconate passivation
Surface finish	Non-toxic, hot-polymerised polyester paint
Colour	RAL 9005
Diffuser material	Extra clear tempered glass
Protection rating	IP66 according to IEC 60079-0 and 60598-1
Impact resistance	IK08 according to IEC 62262
Corrosion class	C4-M / C3-H (ISO 9223)
Mounting system	Quick connection for pendant mounting
Ambient operating temperature	-35° C - +40° C (-40° C; +50° C on request)
Ambient storage temperature	-40° C - +70° C
Actual efficacy of the device	Up to 148 lm/W
Colour temperature	4000K
Optics features	Non-aging UV-resistant polycarbonate lenses with > 90% efficiency and > 95% transparency
Colour rendering index values	CRI≥80 according to EN 62717
Colour consistency	MacAdam 3-step
Photobiological risk	RG0 - Exempt Group (EN 62471)
Residual flicker	<4%
Luminous flux maintenance	L90 B10 110,000 h Tq=+40 °C L90 B10 230,000 h Tq=+25 °C
Insulation class	I
Supply voltage	200V-240V 60W 110V-277V 97W 160V-277V 112W/134W 0/50/60Hz
Surge protection	6 kV common and differential modes according to EN61000-4-5
Power factor	>0.95
Type of power supply	Spring clamps and M20 cable gland
Max. conductor cross-section	1-2.5 mm²
Entry cable diameter	10-14 mm

Versions with colour temperatures from 3000K to 6500K and ambient temperatures down to -40° C and up to +50° C are available.

PALAZZOLI ATEX junction boxes certified for zone 1, 2, 21, 22, complete with cable glands and terminals for the entry of cables with larger diameters and/or for through wiring, are available.



WARRANTY

2 YEARS OPTIONALLY EXTENDABLE TO 7



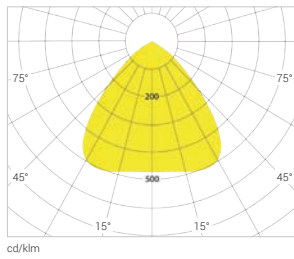

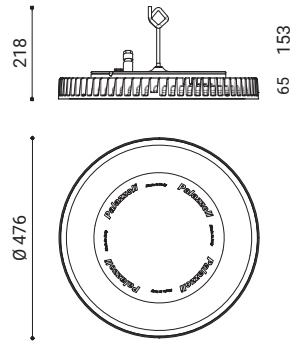
DIRECTIVES

2014/30/EU (EMC)
2014/34/EU (ATEX)
2011/65/EU (RoHS)
2012/19/EU (WEEE)

PRODUCT STANDARDS

EN 55015
EN 60079-0
EN 60079-18
EN 60079-31
EN 60079-7
EN 60598-1
EN 60598-2-1
EN 60598-2-5
EN 60598-2-22
EN 61000-3-2
EN 61000-3-3
EN 61547
EN 62311
EN 62493
EN 62471
IEC/TR 62778
EN 63000

META150-EX | Zone 2, 21, 22 | pendant mounting



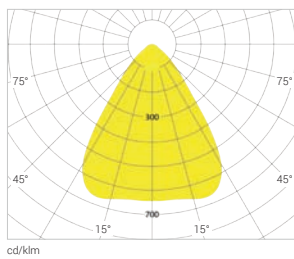
90° comfort symmetrical optics

Included: quick connection for pendant mounting.
Recommended installation height: between 5 m and 8 m. The indicated flux and power values have tolerances of +/- 7%.

3G - 2D



No. of LEDs	Power (W)	Nominal flux (lm)Tj=25 °C	Output flux (lm)Tq=25 °C	Diffuser	Efficacy (lm/W)	Version	Weight (kg)	Code
84	60	10296	8748	Glass	146	On/Off	8.60	810430EX
112	97	17227	14356	Glass	148	DALI	8.74	810440EX
140	112	20300	16576	Glass	148	DALI	8.94	810450EX
168	134	24200	19832	Glass	148	DALI	9.31	810460EX



75° medium symmetric optics

Included: quick connection for pendant mounting.
Recommended installation height: between 5 m and 8 m. The indicated flux and power values have tolerances of +/- 7%.

3G - 2D



No. of LEDs	Power (W)	Nominal flux (lm)Tj=25 °C	Output flux (lm)Tq=25 °C	Diffuser	Efficacy (lm/W)	Version	Weight (kg)	Code
84	60	10296	8580	Glass	143	On/Off	8.60	810431EX
112	97	17227	14065	Glass	145	DALI	8.74	810441EX
140	112	20300	16352	Glass	146	DALI	8.94	810451EX
168	134	24200	19564	Glass	144	DALI	9.31	810461EX



Accessories META150-EX pendant mounting



META150-EX fitted with **Bracket for ceiling installation**

Adjustable bracket for wall, pole and light-tower installation.



Material:
Galvanised steel

Code: **810999**

Bracket for installation with 0-90° adjustable catenary wire



Material:
Galvanised steel

Code: **810994**

Bracket for double chain and busbar installation



Material:
Galvanised steel

Code: **810997**

0-90° swivelling attachment for double chain and busbar installation



Material:
Galvanised steel

Code: **810996**

Bracket for ceiling installation



Material:
Galvanised steel

Code: **810998**

Bracket for horizontal Ø 60 mm pole installation



Material:
Galvanised steel

Code: **810995**



Traditional

For environments where flammable gases and combustible dusts are present

Atex



RINO-EX
fluorescent
zone 1, 2, 21, 22

Page 180



RINO-EX
fluorescent
zone 2, 21, 22

Page 182

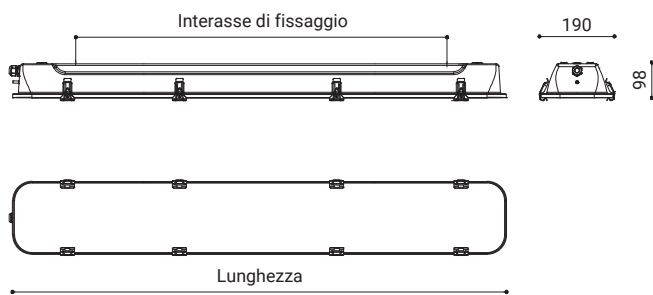


RINO-EX
E27
zone 22

Page 184



RINO-EX fluorescent | Zone 1, 2, 21, 22



Length (mm)	Fixing centre distance (mm)
690	480
1300	1090

Atex execution - Gas	II 2G - Ex e mb IIC T4 Gb
Atex execution - Dust	II 2D - Ex tb IIIC T70°C Db
Body material	AISI 304 stainless steel
Surface treatment	Natural finish
Diffuser material	Extra clear tempered glass
Protection rating	IP66 according to IEC 60079-0 and 60598-1
Impact resistance	IK09 as per IEC 62262
Corrosion class	C5 AISI 304 stainless steel (ISO 9223)
Mounting system	Provided with 2 M8 threaded holes
Ambient operating temperature	-40 °C - +55 °C
Ambient storage temperature	-40°C - +70°C
Lamp holder type	G13 T8 preventing the unhooking
Insulation class	I
Supply voltage	110V-230V-240V 0/50/60Hz
Power factor	>0.97
Type of power supply	Spring clamps and M20 cable gland
Max. conductor cross-section	1 - 2.5 mm²
Entry cable diameter	10 - 14 mm



DIRECTIVES

2014/30/EU (EMC)
2014/34/EU (ATEX)
2011/65/EU (RoHS)
2012/19/EU (WEEE)

PRODUCT STANDARDS

EN 55015
EN 60079-0
EN 60079-18
EN 60079-31
EN 60079-7
EN 60598-1
EN 60598-2-1
EN 61000-3-2
EN 61000-3-3
EN 61547
EN 62311
EN 62493
EN 63000

RINO-EX fluorescent | Zone 1, 2, 21, 22



Class I	T8
IP66	IK09

	Length (mm)	Power (W)	Tube type	Diffuser	Version	Weight (kg)	Code
2G - 2D Stainless steel	690	1x18	T8	Glass	On/Off	3.88	822181EX
	690	2x18	T8	Glass	On/Off	3.97	822182EX
	1300	1x36	T8	Glass	On/Off	6.47	822281EX
	1300	2x36	T8	Glass	On/Off	6.52	822282EX

Accessories RINO-EX fluorescent | Zone 1, 2, 21, 22

Pairs of hooks for pendant mounting

	Material: Stainless steel AISI 304
Code: 820001	

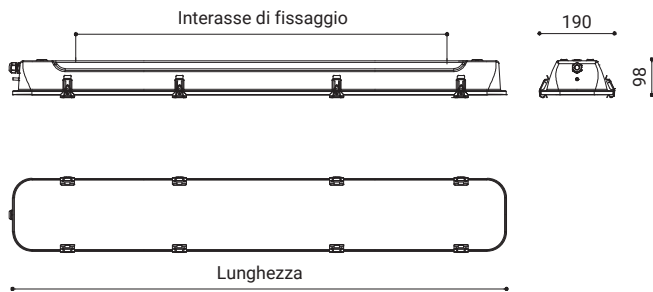
Pair of adjustable supports for wall and ceiling installation

	Material: Stainless steel AISI 304
Code: 820000	

Pair of collars for installation on pipe

	Material: Stainless steel AISI 304
Code: 820006	

RINO-EX fluorescent | Zone 2, 21, 22



Length (mm)	Fixing centre distance (mm)
690	480
1300	1090

Atex execution - Gas	II 3G - Ex nA IIC T4 Gc
Atex execution - Dust	II 2D - Ex tb IIIC T85°C Db
Body material	AISI 304 stainless steel
Surface treatment	Natural finish
Diffuser material	Extra clear tempered glass
Protection rating	IP66 according to IEC 60079-0 and 60598-1
Impact resistance	IK09 as per IEC 62262
Corrosion class	C5 AISI 304 stainless steel (ISO 9223)
Mounting system	Pair of AISI 304 stainless steel hooks
Ambient operating temperature	-20 °C - +40 °C 2 tubes -20 °C - +50 °C 1 tube
Ambient storage temperature	-40°C - +70°C
Lamp holder type	G13 T8
Insulation class	I
Supply voltage	230V 50-60Hz
Power factor	>0.90
Type of power supply	Spring clamps and M20 cable gland
Max. conductor cross-section	2.5 mm²
Entry cable diameter	10-14 mm



DIRECTIVES

2014/30/EU (EMC)
2014/34/EU (ATEX)
2011/65/EU (RoHS)
2012/19/EU (WEEE)

PRODUCT STANDARDS

EN 55015
EN 60079-0
EN 60079-15
EN 60079-31
EN 60079-7
EN 60598-1
EN 60598-2-1
EN 61000-3-2
EN 61000-3-3
EN 61547
EN 62311
EN 62493
EN 63000


RINO-EX fluorescent | Zone 2, 21, 22



	Length (mm)	Power (W)	Tube type	Diffuser	Version	Weight (kg)	Code
3G - 2D Stainless steel	690	1x18	T8	Glass	On/Off	3.36	822131EX
	690	2x18	T8	Glass	On/Off	3.44	822132EX
	1300	1x36	T8	Glass	On/Off	5.82	822231EX
	1300	2x36	T8	Glass	On/Off	5.79	822232EX

Accessories RINO-EX fluorescent | Zone 2, 21, 22

Pairs of hooks for pendant mounting



Material:
Stainless steel
AISI 304

Code: **820001**

Pair of adjustable supports for wall and ceiling installation



Material:
Stainless steel
AISI 304

Code: **820000**

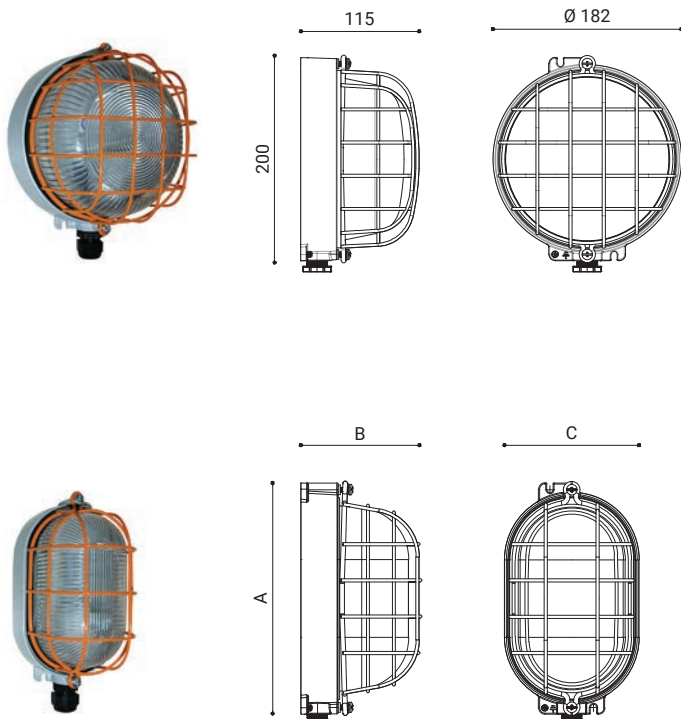
Pair of collars for installation on pipe



Material:
Stainless steel
AISI 304

Code: **820006**

RINO-EX E27 | Zone 22



P max (W)	A (mm)	B (mm)	C (mm)
60	199	119	112
75	226	122	130
100	295	142	170

Atex execution - Dust	II 3D - Ex tc IIIC T75°C Dc
Body material	Aluminium alloy
Surface treatment	Fluorozirconate passivation
Diffuser material	Prismatic tempered glass
Protection rating	IP65 according to IEC 60079-0 and 60598-1
Impact resistance	IK07 according to IEC 62262
Mounting system	Ready for wall installation
Ambient operating temperature	-20 °C - +40 °C
Ambient storage temperature	-40°C - +70°C
Lamp holder type	E27 porcelain
Insulation class	I
Supply voltage	230V 50-60Hz
Type of power supply	Spring clamps and M20 cable gland
Max. conductor cross-section	2.5 mm²
Entry cable diameter	10-14 mm



DIRECTIVES

2014/34/EU (ATEX)
2011/65/EU (RoHS)
2012/19/EU (WEEE)

PRODUCT STANDARDS

EN 60079-0
EN 60079-31
EN 60598-1
EN 60598-2-1
EN 63000

RINO-EX E27 | Zone 22



E27

IP65



3D
Aluminium alloy

	Power (W)	Lamp holder	No. of inputs	Version	Weight (kg)	Code
	18	E27	1	On/Off	0.92	831072EX
	28	E27	1	On/Off	1.28	831172EX
	53	E27	1	On/Off	2.23	831272EX



3D
Aluminium alloy

	Power (W)	Lamp holder	No. of inputs	Version	Weight (kg)	Code
	28	E27	1	On/Off	0.94	830072EX





Infrastructure

Excellent lighting performance, high mechanical standards and product reliability are the basis of the success of Palazzoli's lighting solutions for roads and tunnels. Thanks to the wide variety of optical solutions developed, which allow for maximum versatility and customised solutions, the company can meet any need, whatever the road cross-sections or installation heights of roads and motorways, roundabouts, junctions and car parks.

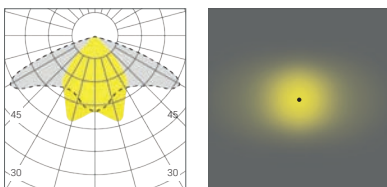
The use of the latest LED technology gives the system economic and technical advantages.



Optics

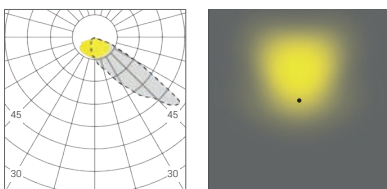
Type of lighting

PS3



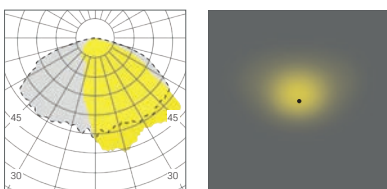
Permanent lighting: is evenly distributed from the entrance area to the exit area.

RS1



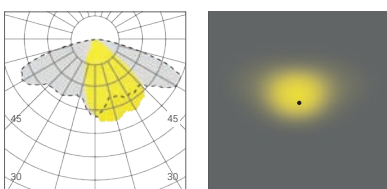
Reinforcement lighting:
is placed in the entrance area up to the transition area. In the entrance area, the reinforcement lighting shall have the same level of luminance as the environment outside the tunnel, so that the driver can detect an obstacle within the route. In the transition area, luminance levels are lower than the input values, allowing the driver to adapt to the lower levels in the inner area.

STR-AM

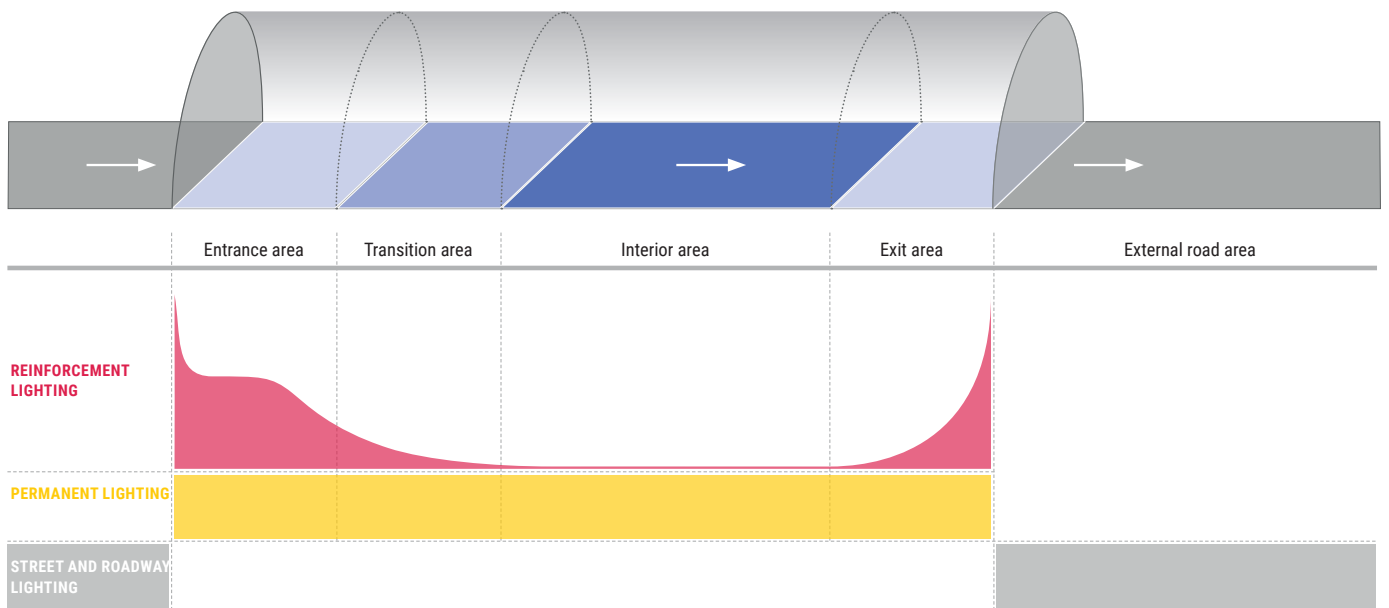


Roadway wide beam:
lighting of wide, urban and suburban roads
(1.5 times the pole height).

STR-ST



Narrow roads:
Lighting of narrow, urban and suburban roads
(1 times the pole height).



Roadway

Page 191

Tunnels

Page 203



Infrastructure



Roadway

Roundabouts

Roads

Motorways



FIT 55

2820 lm to 29920 lm
Page 192

FIT 55



Body material	Aluminium alloy EN 46100
Surface treatment	Fluorozirconate passivation
Surface finish	Non-toxic, hot-polymerised polyester paint
Colour	RAL 7011
Diffuser material	Extra clear tempered glass
Protection rating	IP66 as per IEC 60598-1
Impact resistance	IK08 according to IEC 62262
Corrosion class	C4-M / C3-H (ISO 9223)
Mounting system	Pole attachment 42 to 76 mm Pole-top - 5° to +20° -20° to +5° projecting bracket
Ambient operating temperature	-30 °C - +40 °C
Ambient storage temperature	-40°C - +70°C
Wind load surface	Size S side 0.03 m ² - front 0.13 m ² Size M side 0.04 m ² - front 0.18 m ²
Actual efficacy of the device	Up to 166 lm/W
Colour temperature	4000K - 3000K
Optics features	High efficiency 99.9% aluminium reflector
Colour rendering index values	CRI≥70 according to EN 62717
Colour consistency	MacAdam 4-step
Photobiological risk	RG0 - Exempt Group (EN 62471)
Residual flicker	<1%
Luminous flux maintenance	L80 B10 150,000 h Tq=+25 °C
Insulation class	II - I
Supply voltage	200-240V 50-60Hz
Surge protection	10 kV common mode and 6 kV differential mode according to EN61000-4-5
Power factor	>0.95
Type of power supply	M20 cable gland with internal isolator switch for connection
Max. conductor cross-section	1-2.5 mm ²
Entry cable diameter	7- 13 mm



WARRANTY
2 YEARS OPTIONALLY EXTENDABLE TO 7



DIRECTIVES

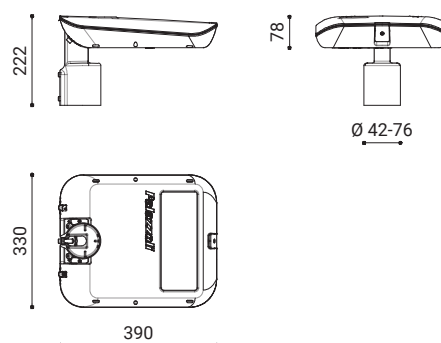
2014/30/EU (EMC)
2014/35/EU (LVD)
2011/65/EU (RoHS)
2012/19/EU (WEEE)
2009/125/EC (ErP)
EU Reg. 2019/2020 (EcoDesign)

PRODUCT STANDARDS

EN 55015
EN 60598-1
EN 60598-2-1
EN 60598-2-3
EN 60598-2-5
EN 61000-3-2
EN 61000-3-3
EN 61547
EN 62311
EN 62493
EN 62471
IEC/TR 62778
EN 63000

Special versions can be made by combining optics, power supplies and colour temperatures. NEMA, ZHAGA socket and CRI 80 versions are available.

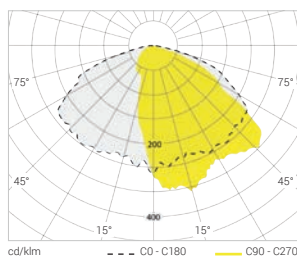
FIT 55 | size S



Flicker <1%

IP66

IK08



STR-AM roadway wide beam optics

Included: adjustable pole mount
 -5° to +20° for pole-top application;
 -20° to +5° for wall mounting with projecting arm.
 Suitable for pole diameters from 42 mm to 76 mm.

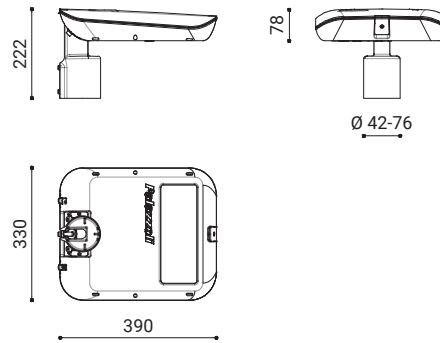
4000 K
Class II

No. of LEDs	Power (W)	Nominal flux (lm) Tj=25 °C	Output flux (lm) Tq=25 °C	Diffuser	Efficacy (lm/W)	Version	Weight (kg)	Code
14	17	3386	2822	Glass	166	Virtual midnight	4.50	834110MV
14	34	5983	4986	Glass	147	Virtual midnight	4.50	834120MV
14	54	8693	7244	Glass	134	Virtual midnight	4.50	834130MV
14	17	3386	2822	Glass	166	On/Off	4.50	834110
14	34	5983	4986	Glass	147	On/Off	4.50	834120
14	54	8693	7244	Glass	134	On/Off	4.50	834130
28	37	6906	5755	Glass	156	Virtual midnight	5.00	834210MV
28	69	11966	9972	Glass	145	Virtual midnight	5.00	834220MV
28	86	14520	12100	Glass	141	Virtual midnight	5.00	834230MV
28	37	6906	5755	Glass	156	On/Off	5.00	834210
28	69	11966	9972	Glass	145	On/Off	5.00	834220
28	86	14520	12100	Glass	141	On/Off	5.00	834230

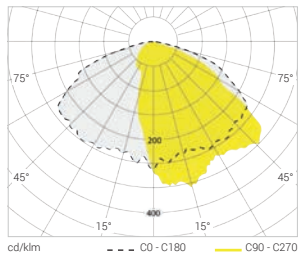
4000 K
Class I

14	17	3386	2822	Glass	166	Virtual midnight	4.50	854110MV
14	34	5983	4986	Glass	147	Virtual midnight	4.50	854120MV
14	54	8693	7244	Glass	134	Virtual midnight	4.50	854130MV
28	37	6906	5755	Glass	156	Virtual midnight	5.00	854210MV
28	69	11966	9972	Glass	145	Virtual midnight	5.00	854220MV
28	86	14520	12100	Glass	141	Virtual midnight	5.00	854230MV

FIT 55 | size S



Flicker
<1%



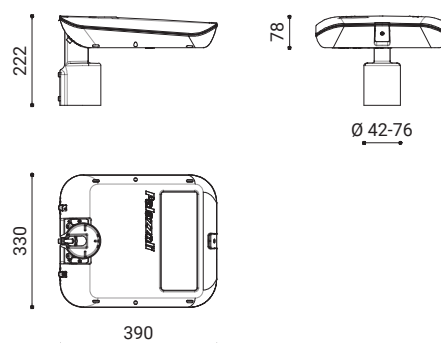
STR-AM roadway wide beam optics

Included: adjustable pole mount
 -5° to +20° for pole-top application;
 -20° to +5° for wall mounting with projecting arm.
 Suitable for pole diameters from 42 mm to 76 mm.

3000 K
Class II

No. of LEDs	Power (W)	Nominal flux (lm) Tj=25 °C	Output flux (lm) Tq=25 °C	Diffuser	Efficacy (lm/W)	Version	Weight (kg)	Code
14	34	5342	4452	Glass	131	Virtual midnight	4.50	833120MV
14	54	7764	6470	Glass	122	Virtual midnight	4.50	833130MV
28	69	11248	9373	Glass	136	Virtual midnight	5.00	833220MV
28	86	13644	11370	Glass	132	Virtual midnight	5.00	833230MV

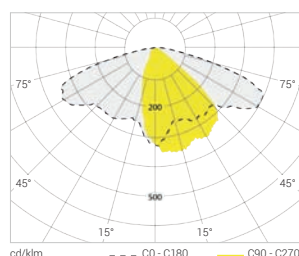
FIT 55 | size S



Flicker <1%

IP66

IK08



STR-ST roadway narrow beam optics

Included: adjustable pole mount
 -5° to +20° for pole-top application;
 -20° to +5° for wall mounting with projecting arm.
 Suitable for pole diameters from 42 mm to 76 mm.

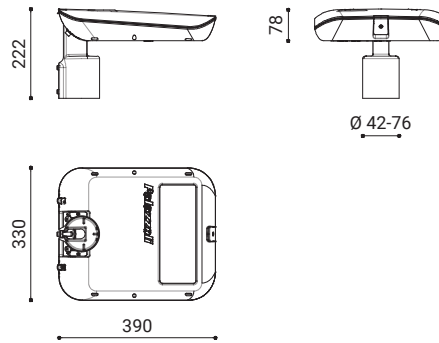
4000 K
Class II

No. of LEDs	Power (W)	Nominal flux (lm)Tj=25 °C	Output flux (lm)Tq=25 °C	Diffuser	Efficacy (lm/W)	Version	Weight (kg)	Code
14	17	3386	2822	Glass	166	Virtual midnight	4.50	834111MV
14	34	5983	4986	Glass	147	Virtual midnight	4.50	834121MV
14	54	8693	7244	Glass	134	Virtual midnight	4.50	834131MV
14	17	3386	2822	Glass	166	On/Off	4.50	834111
14	34	5983	4986	Glass	147	On/Off	4.50	834121
14	54	8693	7244	Glass	134	On/Off	4.50	834131
28	37	6906	5755	Glass	156	Virtual midnight	5.00	834211MV
28	69	11966	9972	Glass	145	Virtual midnight	5.00	834221MV
28	86	14520	12100	Glass	141	Virtual midnight	5.00	834231MV
28	37	6906	5755	Glass	156	On/Off	5.00	834211
28	69	11966	9972	Glass	145	On/Off	5.00	834221
28	86	14520	12100	Glass	141	On/Off	5.00	834231

4000 K
Class I

14	17	3386	2822	Glass	166	Virtual midnight	4.50	854111MV
14	35	5983	4986	Glass	142	Virtual midnight	4.50	854121MV
14	54	8693	7244	Glass	134	Virtual midnight	4.50	854131MV
28	37	6906	5755	Glass	156	Virtual midnight	5.00	854211MV
28	69	11966	9972	Glass	145	Virtual midnight	5.00	854221MV
28	86	14520	12100	Glass	141	Virtual midnight	5.00	854231MV

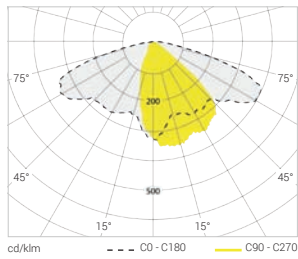
FIT 55 | size S



Flicker
<1%

IP66

IK08



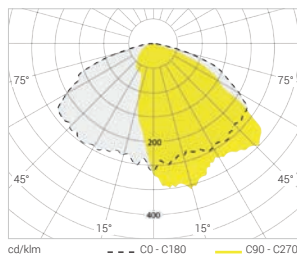
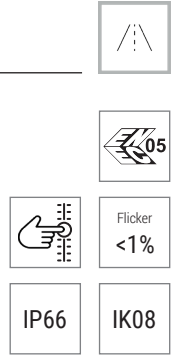
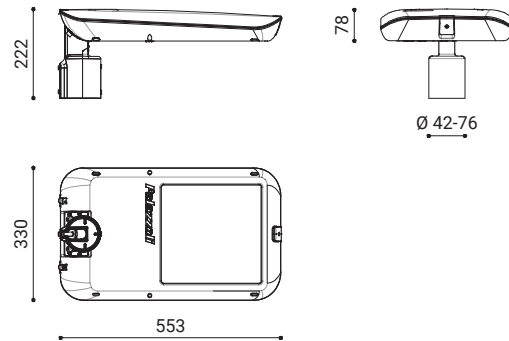
STR-ST roadway narrow beam optics

Included: adjustable pole mount
 -5° to +20° for pole-top application;
 -20° to +5° for wall mounting with projecting arm.
 Suitable for pole diameters from 42 mm to 76 mm.

3000 K
Class II

No. of LEDs	Power (W)	Nominal flux (lm) Tj=25 °C	Output flux (lm) Tq=25 °C	Diffuser	Efficacy (lm/W)	Version	Weight (kg)	Code
14	34	5342	4452	Glass	131	Virtual midnight	4.50	833121MV
14	54	7764	6470	Glass	122	Virtual midnight	4.50	833131MV
28	69	11248	9373	Glass	136	Virtual midnight	5.00	833221MV
28	86	13644	11370	Glass	132	Virtual midnight	5.00	833231MV

FIT 55 | size M



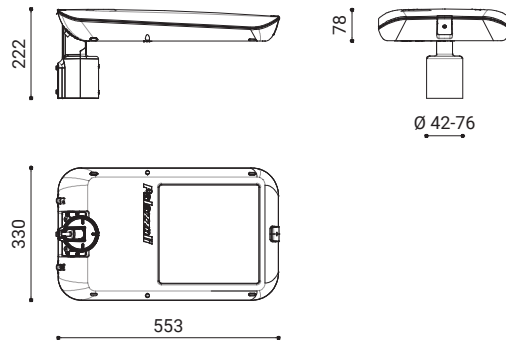
STR-AM roadway wide beam optics

Included: adjustable pole mount
 -5° to +20° for pole-top application;
 -20° to +5° for wall mounting with projecting arm.
 Suitable for pole diameters from 42 mm to 76 mm.

4000 K
 Class II

No. of LEDs	Power (W)	Nominal flux (lm) _{Tj=25 °C}	Output flux (lm) _{Tq=25 °C}	Diffuser	Efficacy (lm/W)	Version	Weight (kg)	Code
42	54	10160	8467	Glass	157	Virtual midnight	7.50	834310MV
42	104	17950	14958	Glass	144	Virtual midnight	7.50	834320MV
42	145	24060	20050	Glass	138	Virtual midnight	7.50	834330MV
42	54	10160	8467	Glass	157	On/Off	7.50	834310
42	104	17950	14958	Glass	144	On/Off	7.50	834320
42	145	24060	20050	Glass	138	On/Off	7.50	834330
56	72	13547	11289	Glass	157	Virtual midnight	8.00	834410MV
56	139	23933	19944	Glass	143	Virtual midnight	8.00	834420MV
56	177	29352	24460	Glass	139	Virtual midnight	8.00	834430MV
56	72	13547	11289	Glass	157	On/Off	8.00	834410
56	139	23933	19944	Glass	143	On/Off	8.00	834420
56	177	29352	24460	Glass	139	On/Off	8.00	834430
70	92	16933	14111	Glass	154	Virtual midnight	8.50	834510MV
70	128	23194	19328	Glass	151	Virtual midnight	8.50	834520MV
70	174	29916	24930	Glass	144	Virtual midnight	8.50	834530MV
70	92	16933	14111	Glass	154	On/Off	8.50	834510
70	128	23194	19328	Glass	151	On/Off	8.50	834520
70	174	29916	24930	Glass	144	On/Off	8.50	834530
84	101	18665	15554	Glass	154	Virtual midnight	9.00	834610MV
84	153	28448	23707	Glass	155	Virtual midnight	9.00	834620MV
84	209	35899	29916	Glass	143	Virtual midnight	9.00	834630MV

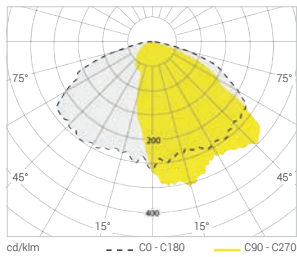
FIT 55 | size M



Flicker
<1%



IK08



STR-AM roadway wide beam optics

Included: adjustable pole mount
 -5° to +20° for pole-top application;
 -20° to +5° for wall mounting with projecting arm.
 Suitable for pole diameters from 42 mm to 76 mm.

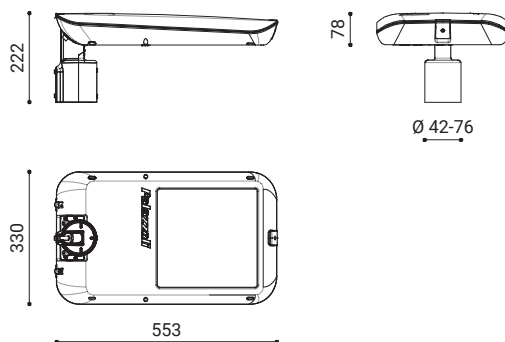
4000 K
Class I

No. of LEDs	Power (W)	Nominal flux (lm)Tj=25 °C	Output flux (lm)Tq=25 °C	Diffuser	Efficacy (lm/W)	Version	Weight (kg)	Code
42	54	10160	8467	Glass	157	Virtual midnight	7.50	854310MV
42	104	17950	14958	Glass	144	Virtual midnight	7.50	854320MV
42	145	24060	20050	Glass	138	Virtual midnight	7.50	854330MV
56	72	13547	11289	Glass	157	Virtual midnight	8.00	854410MV
56	139	23933	19944	Glass	143	Virtual midnight	8.00	854420MV
56	177	29352	24460	Glass	139	Virtual midnight	8.00	854430MV
70	91.5	16933	14111	Glass	154	Virtual midnight	8.50	854510MV
70	128	23194	19328	Glass	151	Virtual midnight	8.50	854520MV
70	174	29916	24930	Glass	144	Virtual midnight	8.50	854530MV
84	101	18665	15554	Glass	154	Virtual midnight	9.00	854610MV
84	153	28448	23707	Glass	155	Virtual midnight	9.00	854620MV
84	209	35899	29916	Glass	143	Virtual midnight	9.00	854630MV

3000 K
Class II

42	104	16872	14060	Glass	135	Virtual midnight	7.50	833320MV
42	145	22620	18850	Glass	130	Virtual midnight	7.50	833330MV
56	139	22728	18940	Glass	136	Virtual midnight	8.00	833420MV
56	177	27884	23237	Glass	132	Virtual midnight	8.00	833430MV
70	128	22522	18768	Glass	147	Virtual midnight	8.50	833520MV
70	174	28420	23683	Glass	136	Virtual midnight	8.50	833530MV
84	153	27025	22521	Glass	147	Virtual midnight	9.00	833620MV
84	209	34104	28420	Glass	136	Virtual midnight	9.00	833630MV

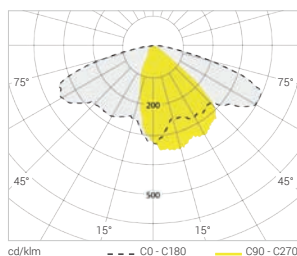
FIT 55 | size M



Flicker <1%

IP66

IK08



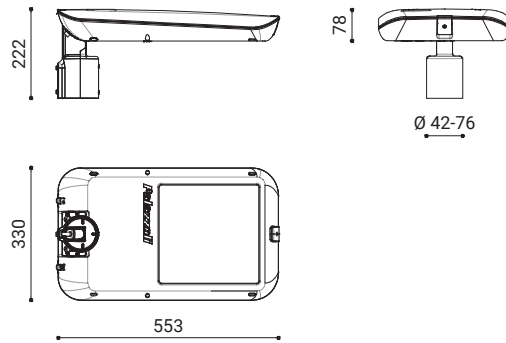
STR-ST roadway narrow beam optics

Included: adjustable pole mount
 -5° to +20° for pole-top application;
 -20° to +5° for wall mounting with projecting arm.
 Suitable for pole diameters from 42 mm to 76 mm.

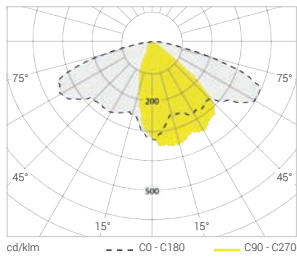
4000 K
 Class II

No. of LEDs	Power (W)	Nominal flux (lm)Tj=25 °C	Output flux (lm)Tq=25 °C	Diffuser	Efficacy (lm/W)	Version	Weight (kg)	Code
42	54	10160	8467	Glass	157	Virtual midnight	7.50	834311MV
42	104	17950	14958	Glass	144	Virtual midnight	7.50	834321MV
42	145	24060	20050	Glass	138	Virtual midnight	7.50	834331MV
42	54	10160	8467	Glass	157	On/Off	7.50	834311
42	104	17950	14958	Glass	144	On/Off	7.50	834321
42	145	24060	20050	Glass	138	On/Off	7.50	834331
56	72	13547	11289	Glass	157	Virtual midnight	8.00	834411MV
56	139	23933	19944	Glass	143	Virtual midnight	8.00	834421MV
56	177	29352	24460	Glass	139	Virtual midnight	8.00	834431MV
56	72	13547	11289	Glass	157	On/Off	8.00	834411
56	139	23933	19944	Glass	143	On/Off	8.00	834421
56	177	29352	24460	Glass	139	On/Off	8.00	834431
70	92	16933	14111	Glass	154	Virtual midnight	8.50	834511MV
70	128	23194	19328	Glass	151	Virtual midnight	8.50	834521MV
70	174	29916	24930	Glass	144	Virtual midnight	8.50	834531MV
70	92	16933	14111	Glass	154	On/Off	8.50	834511
70	128	23194	19328	Glass	151	On/Off	8.50	834521
70	174	29916	24930	Glass	144	On/Off	8.50	834531
84	101	18665	15554	Glass	154	Virtual midnight	9.00	834611MV
84	153	28448	23707	Glass	155	Virtual midnight	9.00	834621MV
84	209	35899	29916	Glass	143	Virtual midnight	9.00	834631MV

FIT 55 | size M



Flicker
<1%



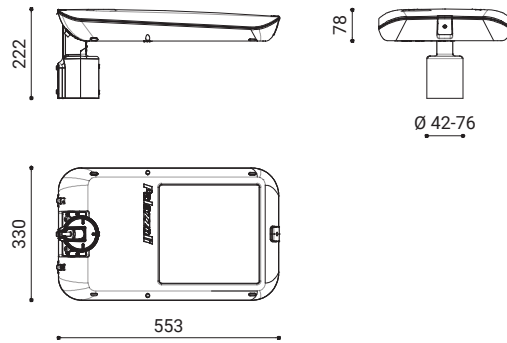
STR-ST roadway narrow beam optics

Included: adjustable pole mount
 -5° to +20° for pole-top application;
 -20° to +5° for wall mounting with projecting arm.
 Suitable for pole diameters from 42 mm to 76 mm.

4000 K
Class I

No. of LEDs	Power (W)	Nominal flux (lm) Tj=25 °C	Output flux (lm) Tq=25 °C	Diffuser	Efficacy (lm/W)	Version	Weight (kg)	Code
42	54	10160	8467	Glass	157	Virtual midnight	7.50	854311MV
42	104	17950	14958	Glass	144	Virtual midnight	7.50	854321MV
42	145	24060	20050	Glass	138	Virtual midnight	7.50	854331MV
56	72	13547	11289	Glass	157	Virtual midnight	8.00	854411MV
56	139	23933	19944	Glass	143	Virtual midnight	8.00	854421MV
56	177	29352	24460	Glass	139	Virtual midnight	8.00	854431MV
70	91.5	16933	14111	Glass	154	Virtual midnight	8.50	854511MV
70	128	23194	19328	Glass	151	Virtual midnight	8.50	854521MV
70	174	29916	24930	Glass	144	Virtual midnight	8.50	854531MV
84	101	18665	15554	Glass	154	Virtual midnight	9.00	854611MV
84	153	28448	23707	Glass	155	Virtual midnight	9.00	854621MV
84	209	35899	29916	Glass	143	Virtual midnight	9.00	854631MV

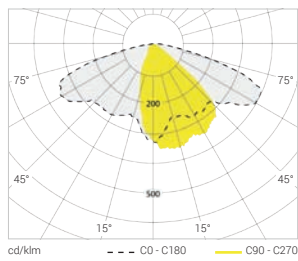
FIT 55 | size M



Flicker
<1%

IP66

IK08



STR-ST roadway narrow beam optics

Included: adjustable pole mount
 -5° to +20° for pole-top application;
 -20° to +5° for wall mounting with projecting arm.
 Suitable for pole diameters from 42 mm to 76 mm.

3000 K
Class II

No. of LEDs	Power (W)	Nominal flux (lm) Tj=25 °C	Output flux (lm) Tq=25 °C	Diffuser	Efficacy (lm/W)	Version	Weight (kg)	Code
42	104	16872	14060	Glass	135	Virtual midnight	7.50	833321MV
42	145	22620	18850	Glass	130	Virtual midnight	7.50	833331MV
56	139	22728	18940	Glass	136	Virtual midnight	8.00	833421MV
56	177	27884	23237	Glass	132	Virtual midnight	8.00	833431MV
70	128	22522	18768	Glass	147	Virtual midnight	8.50	833521MV
70	174	28420	23683	Glass	136	Virtual midnight	8.50	833531MV
84	153	27025	22521	Glass	147	Virtual midnight	9.00	833621MV
84	209	34104	28420	Glass	136	Virtual midnight	9.00	833631MV

Accessories FIT 55



META150-EX equipped with **Double projecting bracket**


Single projecting bracket

	<p>Material: Painted galvanised steel</p>
<p>Code: 834901</p>	

Double projecting bracket

	<p>Material: Painted galvanised steel</p>
<p>Code: 834902</p>	

Wall installation bracket

	<p>Material: Painted galvanised steel</p>
<p>Code: 834903</p>	



Tunnels

Road and motorway tunnels



TIGUA-T54

4160 lm to 15600 lm
Page 204



XTIGUA-T54

19470 lm to 49660 lm
Page 206



RINO-T54

3630 lm to 4835 lm
Page 210



XRINO-T54

8000 lm to 42000 lm
Page 212



TIGUA-T54 and XTIGUA-T54



Body material	Low-copper aluminium alloy EN 44300
Surface treatment	Fluorozirconate passivation
Surface finish	Non-toxic, hot-polymerised polyester paint
Colour	GREY RAL 7011
Diffuser material	Extra clear tempered glass
Protection rating	IP66 according to IEC 60079-0 and 60598-1
Impact resistance	IK08 according to IEC 62262
Corrosion class	C5-M / C4-H (ISO 9223)
Mounting system	Designed to accommodate supports for attachment to the channel
Ambient operating temperature	-30 °C - +45 °C
Ambient storage temperature	-40°C - +70°C
Actual efficacy of the device	Up to 119 lm/W
Colour temperature	4000K
Optics features	Non-ageing, UV-resistant PMMA lenses with > 90% efficiency and > 95% transparency
Colour rendering index values	CRI≥70 according to EN 62717
Colour consistency	MacAdam 5-step
Photobiological risk	RG0 - Exempt Group (EN 62471)
Residual flicker	<1%
Luminous flux maintenance	L80 B20 100,000 h Tq=+25 °C
Insulation class	II
Supply voltage	220V-240V 50/60Hz
Surge protection	8 kV common mode and 10 kV differential mode according to EN61000-4-5
Power factor	>0.98
Type of power supply	Plug 16A 2P IP67 IEC EN 60309-1/-2



WARRANTY
2 YEARS WITH OPTIONAL EXTENSION TO 10



DIRECTIVES

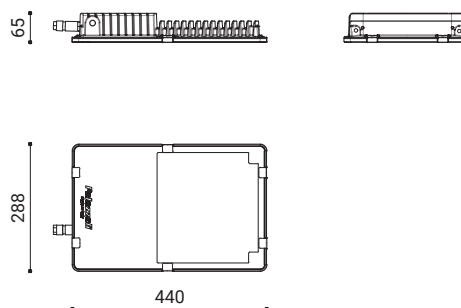
2014/30/EU (EMC)
2014/35/EU (LVD)
2011/65/EU (RoHS)
2012/19/EU (WEEE)
2009/125/EC (ErP)
EU Reg. 2019/2020 (EcoDesign)

PRODUCT STANDARDS

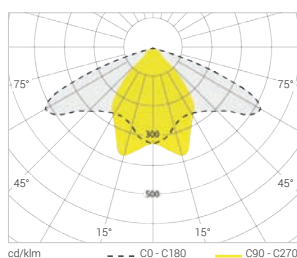
EN 55015
EN 60598-1
EN 60598-2-1
EN 60598-2-3
EN 60598-2-5
EN 61000-3-2
EN 61000-3-3
EN 61547
EN 62311
EN 62493
EN 62471
IEC/TR 62778
EN 63000

Special versions for remote control of the system can be made.

TIGUA-T54



Flicker <1%	Class II
IP66	IK08



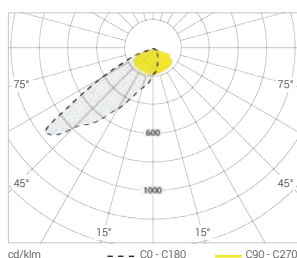
Symmetrical axial and symmetrical transverse optics – PS3

Included: power supply with 16A 2P IP67 plug according to IEC EN 60309-1/-2, with 1.5 mm² FTG180M16 cable. The stated flux and power values may be subject to a +/- 7% tolerance.

Permanent and reinforcement



No. of LEDs	Power (W)	Nominal flux (lm)	Output flux (lm)	Diffuser	Efficacy (lm/W)	Version	Weight (kg)	Code
4	35	5220	4160	Glass	119	1-10 dimmable	5.50	811404
6	51	7830	6240	Glass	122	1-10 dimmable	5.70	811406
8	67	10440	8320	Glass	124	1-10 dimmable	5.90	811408
9	75	11745	9360	Glass	125	1-10 dimmable	6.00	811409
12	100	15660	12480	Glass	125	1-10 dimmable	6.20	811412
14	116	18270	14560	Glass	126	1-10 dimmable	6.40	811414
15	124	19575	15600	Glass	126	1-10 dimmable	6.50	811415



Axial counterbeam 52° and symmetrical transverse optics – RS1

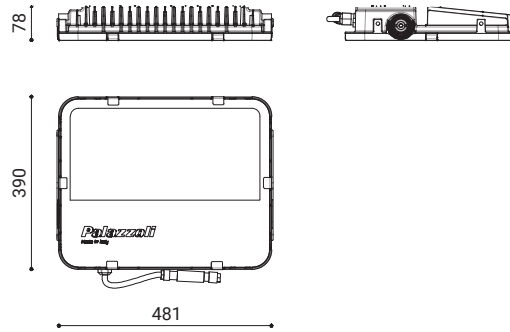
Included: power supply with 16A 2P IP67 plug according to IEC EN 60309-1/-2, with 1.5 mm² FTG180M16 cable. The stated flux and power values may be subject to a +/- 7% tolerance.

Permanent and reinforcement

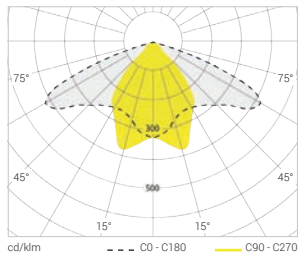


No. of LEDs	Power (W)	Nominal flux (lm)	Output flux (lm)	Diffuser	Efficacy (lm/W)	Version	Weight (kg)	Code
4	35	5220	4160	Glass	119	1-10 dimmable	5.50	811504
6	51	7830	6240	Glass	122	1-10 dimmable	5.70	811506
8	67	10440	8320	Glass	124	1-10 dimmable	5.90	811508
9	105	15171	12643	Glass	121	1-10 dimmable	6.00	811509
12	100	15660	12480	Glass	125	1-10 dimmable	6.20	811512
14	116	18270	14560	Glass	125	1-10 dimmable	6.40	811514
15	124	19575	15600	Glass	125	1-10 dimmable	6.50	811515

XTIGUA-T54 | size M



Flicker <1%	Class II
IP66	IK08

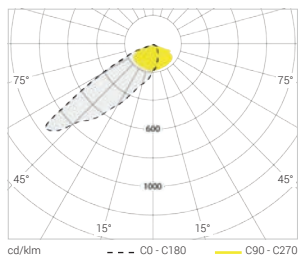


Symmetrical axial and symmetrical transverse optics – PS3

Included: power supply with 16A 2P IP67 plug according to IEC EN 60309-1/-2, with 1.5 mm² FTG180M16 cable. The stated flux and power values may be subject to a +/- 7% tolerance.

No. of LEDs	Power (W)	Nominal flux (lm)	Output flux (lm)	Diffuser	Efficacy (lm/W)	Version	Weight (kg)	Code
18	152	23490	19468	Glass	128	1-10 dimmable	7.20	812418
24	203	31320	25388	Glass	125	1-10 dimmable	7.30	812424
30	253	39150	31850	Glass	126	1-10 dimmable	7.40	812430

Permanent and reinforcement



Axial counterbeam 52° and symmetrical transverse optics – RS1

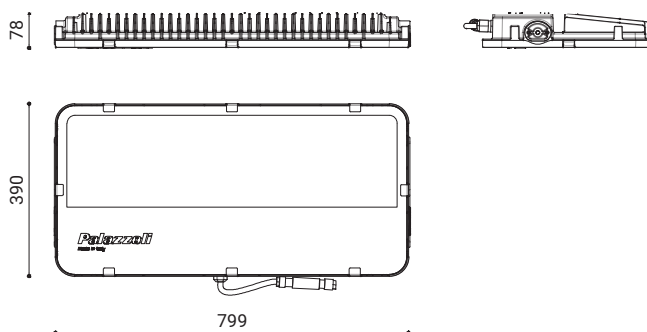
Included: power supply with 16A 2P IP67 plug according to IEC EN 60309-1/-2 with 1.5 mm² FTG180M16 cable. The stated flux and power values may be subject to a +/- 7% tolerance.

No. of LEDs	Power (W)	Nominal flux (lm)	Output flux (lm)	Diffuser	Efficacy (lm/W)	Version	Weight (kg)	Code
18	152	23490	19275	Glass	126	1-10 dimmable	7.20	812518
24	203	31320	25137	Glass	126	1-10 dimmable	7.30	812524
30	253	39150	31535	Glass	126	1-10 dimmable	7.40	812530

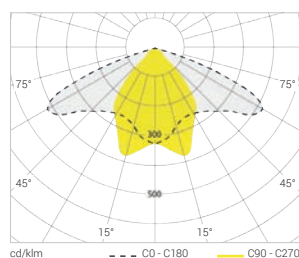
Permanent and reinforcement



XTIGUA-T54 | size L



Flicker <1%	Class II
IP66	IK08



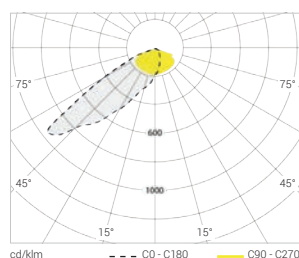
Symmetrical axial and symmetrical transverse optics – PS3

Included: power supply with 16A 2P IP67 plug according to IEC EN 60309-1/-2, with 1.5 mm² FTG180M16 cable.
The stated flux and power values may be subject to a +/- 7% tolerance.
Dimmable version on request

Permanent and reinforcement



No. of LEDs	Power (W)	Nominal flux (lm)	Output flux (lm)	Diffuser	Efficacy (lm/W)	Version	Weight (kg)	Code
36	303	46980	38220	Glass	126	1-10 dimmable	12.00	812436
42	349	54810	43863	Glass	126	1-10 dimmable	12.20	812442
48	397	62640	49663	Glass	125	1-10 dimmable	12.40	812448



Axial counterbeam 52° and symmetrical transverse optics – RS1

Included: power supply with 16A 2P IP67 plug according to IEC EN 60309-1/-2 with 1.5 mm² FTG180M16 cable.
The stated flux and power values may be subject to a +/- 7% tolerance.
Dimmable version on request

Permanent and reinforcement




No. of LEDs	Power (W)	Nominal flux (lm)	Output flux (lm)	Diffuser	Efficacy (lm/W)	Version	Weight (kg)	Code
36	303	46980	37841	Glass	126	1-10 dimmable	12.00	812536
42	349	54810	43429	Glass	126	1-10 dimmable	12.20	812542
48	397	62640	48171	Glass	126	1-10 dimmable	12.40	812548

Accessories TIGUA-T54 and XTIGUA-T54




X-TIGUA T-54 equipped with **quick-connect supports to the channel**


Pair of quick-release supports

 <p>Material: AISI 304 stainless steel</p>	Channel dimensions	Code
	100 x 75	811900
	200 x 75	811901
	300 x 75	811902
	100 x 100	811903
	200 x 100	811904
	300 x 100	811905


Pair of quick-release supports

 <p>Material: AISI 304 stainless steel</p>	Channel dimensions	Code
	100 x 75	811925
	200 x 75	811926
	300 x 75	811927
	100 x 100	811928
	200 x 100	811929
	300 x 100	811930

Pair of screw mounting supports

 <p>Material: AISI 304 stainless steel</p>	Channel dimensions	Code
	100 x 75	811906


Pair of adjustable supports for screw coupling

 <p>Material: AISI 304 stainless steel</p>	Channel dimensions	Code
	100 x 75	811907



Accessories TIGUA-T54 and XTIGUA-T54

Pair of quick-release brackets for axial adjustment




For size S

Material:
Stainless steel
AISI 304

Axial adjustment	Channel dimensions (mm)	Code
6°	100 x 75	811931
6°	200 x 75	811932
6°	300 x 75	811933
6°	100 x 100	811934
6°	200 x 100	811935
6°	300 x 100	811936
8°	100 x 75	811937
8°	200 x 75	811938
8°	300 x 75	811939
8°	100 x 100	811940
8°	200 x 100	811941
8°	300 x 100	811942
10°	100 x 75	811943
10°	200 x 75	811944
10°	300 x 75	811945
10°	100 x 100	811946
10°	200 x 100	811947
10°	300 x 100	811948

Pair of quick-release brackets for axial adjustment



For size M

Material:
Stainless steel
AISI 304

Axial adjustment	Channel dimensions (mm)	Code
6°	100 x 75	812931M
6°	200 x 75	812932M
6°	300 x 75	812933M
6°	100 x 100	812934M
6°	200 x 100	812935M
6°	300 x 100	812936M
8°	100 x 75	812937M
8°	200 x 75	812938M
8°	300 x 75	812939M
8°	100 x 100	812940M
8°	200 x 100	812941M
8°	300 x 100	812942M
10°	100 x 75	812943M
10°	200 x 75	812944M
10°	300 x 75	812945M
10°	100 x 100	812946M
10°	200 x 100	812947M
10°	300 x 100	812948M

For size L

Material:
Stainless steel
AISI 304

6°	100 x 75	812931L
6°	200 x 75	812932L
6°	300 x 75	812933L
6°	100 x 100	812934L
6°	200 x 100	812935L
6°	300 x 100	812936L
8°	100 x 75	812937L
8°	200 x 75	812938L
8°	300 x 75	812939L
8°	100 x 100	812940L
8°	200 x 100	812941L
8°	300 x 100	812942L
10°	100 x 75	812943L
10°	200 x 75	812944L
10°	300 x 75	812945L
10°	100 x 100	812946L
10°	200 x 100	812947L
10°	300 x 100	812948L



RINO-T54 and XRINO-T54



Body material	AISI 316L stainless steel
Surface treatment	Natural finish
Diffuser material	Extra clear tempered glass
Protection rating	IP66 as per IEC 60598-1
Impact resistance	IK09 as per IEC 62262
Corrosion class	C5 AISI 304 stainless steel (ISO 9223)
Mounting system	Designed to accommodate supports for attachment to the channel
Ambient operating temperature	-30 °C - +40 °C
Ambient storage temperature	-30 °C - +70 °C
Actual efficacy of the device	Up to 145 lm/W
Colour temperature	4000K
Optics features	High efficiency 99.9% aluminium reflector
Colour rendering index values	CRI≥70 according to EN 62717
Colour consistency	MacAdam 5-step
Photobiological risk	RG0 - Exempt Group (EN 62471)
Residual flicker	<3%
Luminous flux maintenance	L80 B10 240,000 h Tq=+25 °C
Insulation class	II
Supply voltage	220V-240V 50/60Hz
Surge protection	10kV common mode and differential mode according to EN61000-4-5



WARRANTY

2 YEARS WITH OPTIONAL EXTENSION TO 10



DIRECTIVES

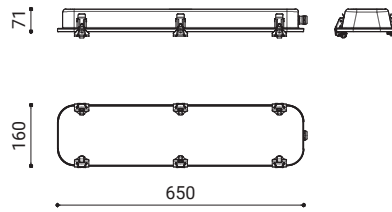
- 2014/30/EU (EMC)
- 2014/35/EU (LVD)
- 2011/65/EU (RoHS)
- 2012/19/EU (WEEE)
- 2009/125/EC (ErP)
- EU Reg. 2019/2020 (EcoDesign)

PRODUCT STANDARDS

- EN 55015
- EN 60598-1
- EN 60598-2-1
- EN 60598-2-3
- EN 60598-2-5
- EN 61000-3-2
- EN 61000-3-3
- EN 61547
- EN 62311
- EN 62493
- EN 62471
- IEC/TR 62778
- EN 63000

Special versions for remote control of the system can be made.

RINO-T54 | size S

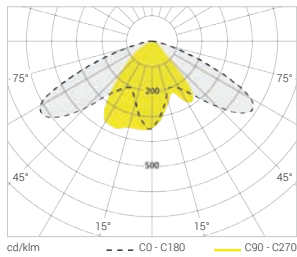


Flicker
<1%

Class
II

IP66

IK08



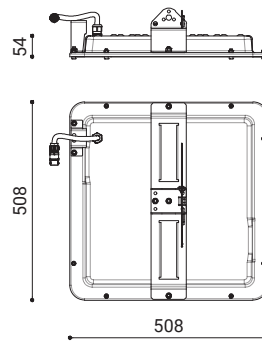
Symmetrical axial and asymmetrical transverse optics – PA5

Included: power supply with 16A 2P IP67 plug according to IEC EN 60309-1/-2 with 1.5 mm² FTG180M16 cable.
The stated flux and power values may be subject to a +/- 7% tolerance.

	No. of LEDs	Power (W)	Nominal flux (lm) T _j =25 °C	Output flux (lm) T _q =25 °C	Diffuser	Efficacy (lm/W)	Version	Weight (kg)	Code
Permanent	14	25	4353	3628	Glass	145	1-10 dimmable	6.00	829110
	14	35	5800	4827	Glass	138	1-10 dimmable	6.00	829120
	14	45	7200	6000	Glass	133	1-10 dimmable	6.00	829130



XRINO-T54 | size M

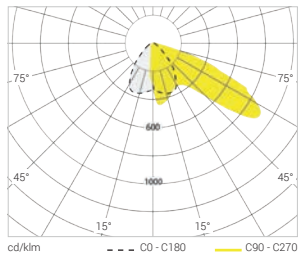


Flicker
<1%

Class
II

IP66

IK08

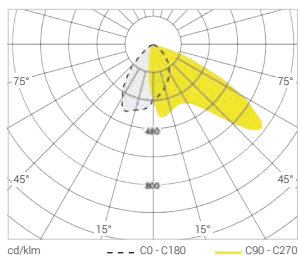


Axial counterbeam 55° and symmetrical transverse optics – RS5

Included: power supply with 16A 2P IP67 plug according to IEC EN 60309-1/-2 with 1.5 mm² FTG180M16 cable. The stated flux and power values may be subject to a +/- 7% tolerance.

No. of LEDs	Power (W)	Nominal flux (lm)Tj=25 °C	Output flux (lm)Tq=25 °C	Diffuser	Efficacy (lm/W)	Version	Weight (kg)	Code
24	56	9600	8000	Glass	143	1-10 dimmable	12.00	829211
24	75	12,000	10000	Glass	134	1-10 dimmable	12.00	829212
80	104	19200	16000	Glass	153	1-10 dimmable	12.00	829221
80	158	27600	23000	Glass	145	1-10 dimmable	12.00	829222

Reinforcement



Axial counterbeam 55° and asymmetrical transverse optics – RA5

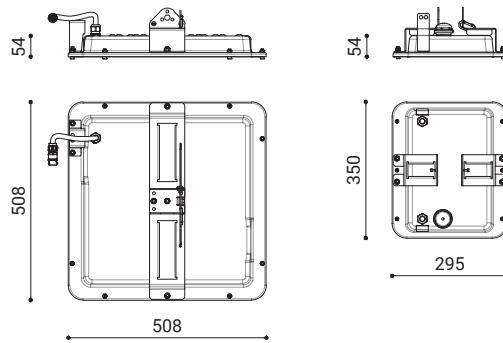
Included: power supply with 16A 2P IP67 plug according to IEC EN 60309-1/-2 with 1.5 mm² FTG180M16 cable. The stated flux and power values may be subject to a +/- 7% tolerance.

No. of LEDs	Power (W)	Nominal flux (lm)Tj=25 °C	Output flux (lm)Tq=25 °C	Diffuser	Efficacy (lm/W)	Version	Weight (kg)	Code
24	56	9600	8000	Glass	143	1-10 dimmable	14.50	829311
24	75	12,000	10000	Glass	134	1-10 dimmable	14.50	829312
80	104	19200	16000	Glass	153	1-10 dimmable	14.50	829321
80	158	27600	23000	Glass	145	1-10 dimmable	14.50	829322

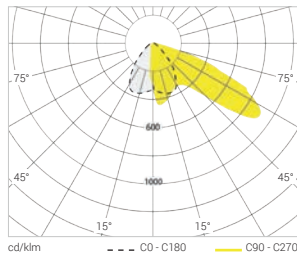
Reinforcement



XRINO-T54 | size L



Flicker <1%	Class I
IP66	IK08



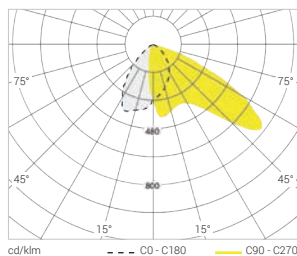
Axial counterbeam 55° and symmetrical transverse optics – RS5

Included: power supply with 16A 2P IP67 plug according to IEC EN 60309-1/-2 with 1.5 mm² FTG180M16 cable.
The stated flux and power values may be subject to a +/- 7% tolerance.
The supply unit is made of AISI 316L stainless steel.

Reinforcement



No. of LEDs	Power (W)	Nominal flux (lm)Tj=25 °C	Output flux (lm)Tq=25 °C	Diffuser	Efficacy (lm/W)	Version	Weight (kg)	Code
160	197	36000	30000	Glass	153	1-10 dimmable	22.50	829231
160	260	45600	38000	Glass	146	1-10 dimmable	22.50	829232
160	300	50400	42000	Glass	140	1-10 dimmable	22.50	829233



Axial counterbeam 55° and asymmetrical transverse optics – RA5

Included: power supply with 16A 2P IP67 plug according to IEC EN 60309-1/-2 with 1.5 mm² FTG180M16 cable.
The stated flux and power values may be subject to a +/- 7% tolerance.
The supply unit is made of AISI 316L stainless steel.

Reinforcement



No. of LEDs	Power (W)	Nominal flux (lm)Tj=25 °C	Output flux (lm)Tq=25 °C	Diffuser	Efficacy (lm/W)	Version	Weight (kg)	Code
160	197	36000	30000	Glass	153	1-10 dimmable	22.50	829331
160	260	45600	38000	Glass	146	1-10 dimmable	22.50	829332
160	300	50400	42000	Glass	140	1-10 dimmable	22.50	829333




Accessories RINO-T54 and XRINO-T54




RINO T-54 fitted with **bracket for quick fastening to the channel**


Bracket for quick fastening to floodlight channel – size S

 Material: 316L stainless steel	Channel dimensions (mm)	Code
	100X75/100X100	829001
	200X75/200X100	829002
	300X75/300X100	829003

Bracket for quick fastening to floodlight channel – size M

 Material: 316L stainless steel	Channel dimensions (mm)	Code
	100X75/100	829101
	200X75/100	829102
	300X75/100	829103

Bracket for quick fastening to floodlight channel – size L

 Material: 316L stainless steel	Channel dimensions (mm)	Code
	100X75/100	829201
	200X75/100	829202
	300X75/100	829203







Marine

Thanks to the knowledge acquired in more than one hundred years of experience on military ships and submarines, oil platforms and cruise ships, Palazzoli is now able to offer a series of products whose technology meets all the requirements of the sector. The ceiling lights are available in stainless steel for outdoors or galvanised steel for indoors. They are corrosion resistant thanks to the buttons that replace the welds and guarantee high performance over time thanks to the materials used.





Lifeboat decks

Kitchens

Garages

Engine rooms





From over one hundred years of experience with military ships and submarines, oil platforms and cruise ships, Palazzoli has built its in-depth knowledge of a sector to which it is now able to offer technology suitable for any application. Stainless steel versions for outdoors or galvanised steel versions for indoors are the company's workhorse.

Light fixtures

Page 221

Traditional

Page 227





Light fixtures

Cruise ships

Military vessels

Ferries

Cargo ships

Offshore platforms

Submarines

Marine



RINO-NAVE

LED

930 lm to 4240 lm

Page 222



RINO-WELL GLASS FIXTURE

LED

1000 lm

Page 226



LEDRINO-NAVE

**WARRANTY**

2 YEARS WITH OPTIONAL EXTENSION TO 4

**DIRECTIVES**

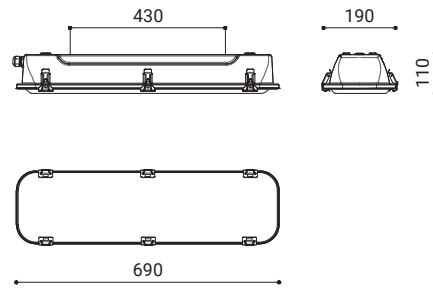
2014/30/EU (EMC)
2014/35/EU (LVD)
2011/65/EU (RoHS)
2012/19/EU (WEEE)
2009/125/EC (ErP)
EU Reg. 2019/2020 (EcoDesign)

PRODUCT STANDARDS

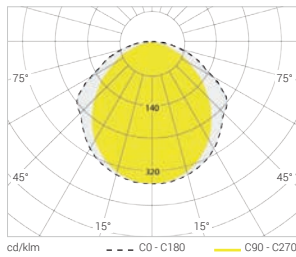
EN 55015
EN 60598-1
EN 60598-2-1
EN 60598-2-22
EN 60598-2-24
EN 61000-3-2
EN 61000-3-3
EN 61547
EN 62311
EN 62493
EN 62471
IEC/TR 62778
EN 63000

Body material	Painted AISI 316L stainless steel Painted galvanised steel
Surface finish	Non-toxic, hot-polymerised polyester paint
Colour	RAL 9016
Diffuser material	Transparent and opal polycarbonate
Protection rating	IP66/IP67 according to IEC 60598-1
Impact resistance	IK09 as per IEC 62262
Corrosion class	C5 AISI 304 stainless steel (ISO 9223)
Mounting system	Provided with 2 M8 threaded holes
Ambient operating temperature	-25 °C - +50 °C 0 °C - +35 °C (emergency versions)
Ambient storage temperature	-40 °C - +70 °C -30 °C - +50 °C (emergency versions)
Actual efficacy of the device	Up to 106 lm/W
Colour temperature	4000K
Optics features	Non-ageing and UV-resistant PMMA lenses
Colour rendering index values	CRI≥90 according to EN 62717
Colour consistency	MacAdam 3-step
Photobiological risk	RG0 - Exempt Group (EN 62471)
Residual flicker	<1%
Luminous flux maintenance	L80 B20 50,000 h Tq=+25 °C
Emergency battery lifetime	1h-3h
Emergency battery charging time	24h
Insulation class	I
Supply voltage	220V-240V 0/50/60Hz
Surge protection	2 kV common and differential mode according to EN61000-4-5
Power factor	>0.90
Type of power supply	Spring clamp terminals and M20 cable glands
Max. conductor cross-section	2.5 mm²
Entry cable diameter	7-15 mm

RINO-NAVE LED | 690 mm



Flicker <1%	Class I
IP66 IP67	IK09



Symmetrical 110° extra wide beam optics

Included: 2 terminal blocks 2P+T for supply line entry/exit.
2 cable glands and 1 nickel-plated brass cap.
The indicated flux and power values have tolerances of +/-7%.

Painted galvanised steel



No. of LEDs	Power (W)	Nominal flux (lm) Tj=25 °C	Output flux (lm) Tq=25 °C	Diffuser	Efficacy (lm/W)	Version	Weight (kg)	Code
50	20	2200	2123	Transparent polycarbonate	106	On/Off	3.27	849141
100	40	4400	4244	Transparent polycarbonate	106	On/Off	3.41	849142
50	20	2200	1935	Opal polycarbonate	97	On/Off	3.27	841141
100	40	4400	3870	Opal polycarbonate	97	On/Off	3.41	841142

Painted galvanised steel – emergency

50	20	2200	2123 (962 in EM)	Transparent polycarbonate	106	On/Off Emergency 3h	3.51	849171
100	40	4400	4244 (945 in EM)	Transparent polycarbonate	106	On/Off Emergency 3h	4.01	849172
50	20	2200	1935 (962 in EM)	Opal polycarbonate	97	On/Off Emergency 3h	3.51	841171

Painted 316L stainless steel



50	20	2200	1935	Opal polycarbonate	97	On/Off	3.51	878141
50	40	4400	3870	Opal polycarbonate	97	On/Off	4.01	878142

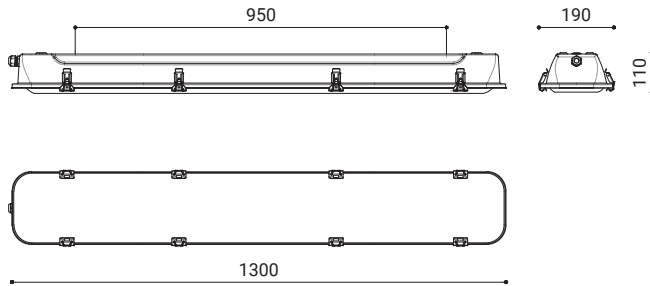
Painted 316L stainless steel for bulkhead



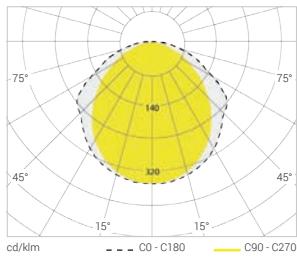
50	20	2200	1935	Opal polycarbonate	97	On/Off	3.51	878741
100	40	4400	3870	Opal polycarbonate	97	On/Off	4.01	878742



RINO-NAVE LED | 1300 mm



Flicker <1%	Class I
IP66 IP67	IK09



Symmetrical 110° extra wide beam optics

Included: 2 terminal blocks 2P+T for supply line entry/exit.
2 cable glands and 1 nickel-plated brass cap.
The indicated flux and power values have tolerances of +/-7%.

	No. of LEDs	Power (W)	Nominal flux (lm)Tj=25 °C	Output flux (lm)Tq=25 °C	Diffuser	Efficacy (lm/W)	Version	Weight (kg)	Code
Painted galvanised steel + 45 °C - 30 °C	100	40	4400	4244	Transparent polycarbonate	106	On/Off	5.45	849243
	100	40	4400	4244	Transparent polycarbonate	106	On/Off	5.45	849273
	100	40	4400	3870	Opal polycarbonate	97	On/Off	5.45	841243
	100	40	4400	3870	Opal polycarbonate	97	On/Off	5.45	841273
Painted stainless steel + 45 °C - 30 °C	100	40	4400	3870	Opal polycarbonate	97	On/Off	5.45	878243

Accessories RINO-NAVE LED

Pair of supports for bulkhead installation

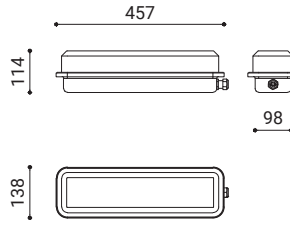


Material:
Stainless steel
AISI 316L

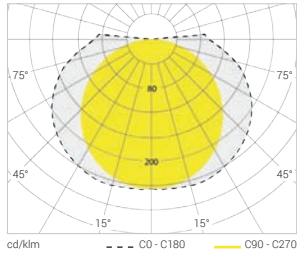
Code: **820007**



RINO-NAVE LED | 460 mm



Flicker <1%	Class I
IP66	IK08



Symmetrical 110° extra wide beam optics

Included: 1 cable glands and 1 nickel-plated brass cap.
The declared flux and power values have tolerances of +/- 7%.

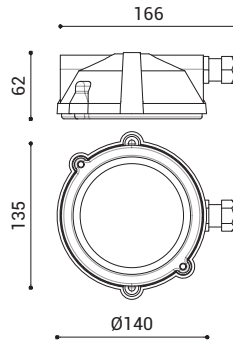
Painted galvanised steel



No. of LEDs	Power (W)	Nominal flux (lm)Tj=25 °C	Output flux (lm)Tq=25 °C	Diffuser	Efficacy (lm/W)	Version	Weight (kg)	Code
48	21	2646	2205	Opal polycarbonate	105	On/Off	3.00	841040

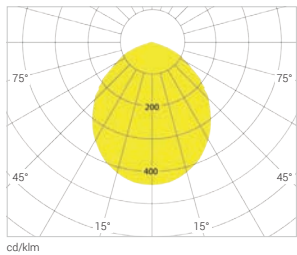


RINO-WELL GLASS FIXTURE LED



Class
I

IP66 **IK08**



Symmetrical 110° extra wide beam optics

Included: 1 connector.
The declared flux and power values have tolerances of +/- 7%.

	No. of LEDs	Power (W)	Nominal flux (lm) Tj=25 °C	Output flux (lm) Tq=25 °C	Diffuser	Efficacy (lm/W)	Version	Weight (kg)	Code
Die-cast aluminium	1	10	1200	1,000	Glass	100	On/Off	2.00	813001

+ 45 °C
- 30 °C

Accessories RINO-LED WELL GLASS FIXTURE

Wall installation bracket



Material:
Stainless steel
AISI 316L

Code: **813101**



Traditional

Cruise ships
Military vessels
Ferries
Cargo ships
Offshore platforms
Submarines

Marine



RINO
fluorescent
Page 228



NAVE
E27
Page 230



RINO-NAVE fluorescent



Body material	Painted AISI 316L stainless steel Painted galvanised steel
Surface finish	Non-toxic, hot-polymerised polyester paint
Colour	RAL 9016
Protection rating	IP66/IP67 according to IEC 60598-1
Impact resistance	IK09 as per IEC/EN 62262
Corrosion class	C5 AISI 304 stainless steel (ISO 9223)
Mounting system	Provided with 2 M8 threaded holes
Ambient operating temperature	-25 °C - +50 °C 0 °C - +35 °C (emergency versions)
Ambient storage temperature	-40 °C - +70 °C -30 °C - +50 °C (emergency versions)
Lamp holder type	G5 T5
Insulation class	I
Supply voltage	220V-240V 0/50/60Hz
Power factor	>0.90
Type of power supply	Spring clamp terminals and M20 cable glands
Max. conductor cross-section	2.5 mm²
Entry cable diameter	7-15 mm



DIRECTIVES

2014/30/EU (EMC)
2014/35/EU (LVD)
2011/65/EU (RoHS)
2012/19/EU (WEEE)
2009/125/EC (ErP)
EU Reg. 2019/2020 (EcoDesign)

PRODUCT STANDARDS

EN 55015
EN 60598-1
EN 60598-2-1
EN 60598-2-22
EN 60598-2-24
EN 61000-3-2
EN 61000-3-3
EN 61547
EN 62311
EN 62493
EN 63000

RINO-NAVE fluorescent



T5

Class
IIP66
IP67

IK09



	Length (mm)	Power (W)	Diffuser	Version	Weight (kg)	Code
Painted galvanised steel	690	2x14	Transparent polycarbonate	On/Off	3.88	849062
	690	2x24	Transparent polycarbonate	On/Off	3.92	849562
	690	1+1x14	Transparent polycarbonate	Emergency	4.00	849011
	690	1+1x24	Transparent polycarbonate	Emergency	4.10	849511
	1300	2x28	Transparent polycarbonate	On/Off	5.40	849462
	1300	1+1x28	Transparent polycarbonate	Emergency	5.86	849411
	690	2x14	Opal polycarbonate	On/Off	3.88	841062
	690	2x24	Opal polycarbonate	On/Off	3.92	841562
	690	1+1x14	Opal polycarbonate	Emergency	4.00	841011
	1300	2x28	Opal polycarbonate	On/Off	5.40	841462
1300	1+1x28	Opal polycarbonate	Emergency	5.86	841411	
Painted AISI 316L stainless steel	690	2x14	Opal polycarbonate	On/Off	3.88	879062
	690	2x24	Opal polycarbonate	On/Off	3.92	879562
	1300	2x28	Opal polycarbonate	On/Off	5.86	879462
Painted AISI 316L stainless steel for bulkhead connections	690	2x14	Opal polycarbonate	On/Off	3.88	881062
	690	2x24	Opal polycarbonate	On/Off	3.92	881562

Accessories RINO-NAVE fluorescent

Pair of STAINLESS steel supports for bulkhead installation

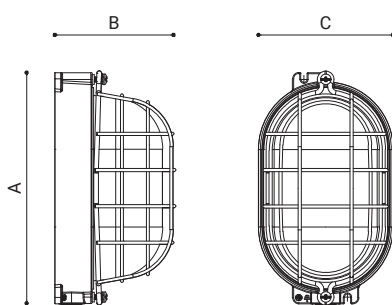
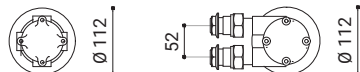
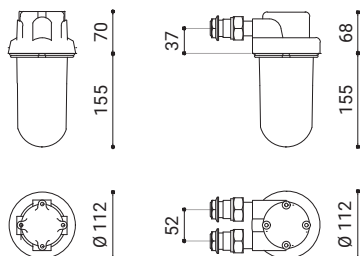


Material:
Stainless steel
AISI 316L

Code: **820007**



NAVE traditional



P max (W)	A (mm)	B (mm)	C (mm)
60	199	119	112
75	226	122	130
100	295	142	170

Body material	Brass
Surface treatment	Fluorozirconate passivation
Surface finish	Non-toxic, hot-polymerised polyester paint
Colour	RAL 7035
Diffuser material	Prismatic tempered glass
Protection rating	IP66 as per IEC 60598-1
Impact resistance	IK07 according to IEC 62262
Mounting system	Ready for wall installation
Ambient operating temperature	-40°C - +70°C
Ambient storage temperature	-50°C - +80°C
Lamp holder type	Type E27 in porcelain and type G23 in technopolymer
Insulation class	I
Supply voltage	230V 0/50/50Hz
Type of power supply	M20 cable gland
Max. conductor cross-section	2.5 mm²
Entry cable diameter	7 - 13 mm



DIRECTIVES

2014/35/EU (LVD)
2011/65/EU (RoHS)
2012/19/EU (WEEE)
2009/125/EC (ErP)
EU Reg. 2019/2020 (EcoDesign)

PRODUCT STANDARDS

EN 60598-1
EN 60598-2-1
EN 63000

NAVE E27




E27	Class I
IP66	IK09


	Power (W)	No. of cable glands	Diffuser	Version	Weight (kg)	Code
Brass	60	2	Glass	UNAV 2135	1.10	831089
	75	2	Glass	UNAV 2135	1.20	831189
	100	2	Glass	UNAV 2135	1.35	831289

Accessories NAVE E27

Stainless steel wire protection cage for oval light fixtures type UNAV 2135

 Material: STAINLESS steel	Light fixture power (W)	Code
	60	831527
	75	831627
	100	831727

Anti-vibrating bayonet lamp holder, Swann type for oval light fixtures UNAV 2135

 Material: Brass	Light fixture power (W)	Code
	B22d 4A 250V	859412



NAVE well glass fixture E27

E27

Class
I

IP66

IK09



	Power (W)	No. of cable glands	Diffuser	Version	Weight (kg)	Code
Painted brass	75	2 opposite	Glass	UNAV 2132	2.26	850143
	60	2 combined – bulkhead	Glass	UNAV 2133	2.72	850054



	Power (W)	No. of cable glands	Version	Weight (kg)	Code
Navy grey painted brass body	60	2 opposite	UNAV 2133	1.15	850045
	60	2 combined	UNAV 2134	1.15	815161



	Power (W)	Colour	Diffuser	Version	Weight (kg)	Code
Diffuser	60	Transparent	Smooth glass	UNAV 1268	0.43	850060
	40	blue	Smooth glass	UNAV 1268	0.43	850061
	40	Yellow	Smooth glass	UNAV 1268	0.43	850062
	40	Red	Smooth glass	UNAV 1268	0.43	850063
	40	Green	Smooth glass	UNAV 1268	0.43	850064



	Power (W)	Colour	Cable gland	Version	Weight (kg)	Code
Portable light in thermosetting material	60	Transparent	M20	UNAV 2137	0.97	814052



	Well glass fixture power (W)	Colour	Diffuser	Weight (kg)	Code
Diffuser	60	Transparent	Ribbed glass	0.42	819012



Accessories NAVE well glass fixture E27

E27

Class
I

IP66

IK09

Globe-holder ring for watertight cylindrical well glass fixtures, type UNAV 2133



Material:
Nickel-plated brass

Code: **850050**

Ceiling installation bases for cylindrical well glass fixture, UNAV 2132, 2122, 2134



Material:
Galvanised and
tropicalised steel

Code: **850090**

Wall mounting bases for cylindrical well glass fixtures type UNAV 2132, 2122, 2134



Material:
Galvanised and
tropicalised steel

Code: **850091**

Swann lamp holder with fins



Material:
Brass

Code: **859400**

Cable gland UNAV 1062



Material:
Brass

Code: **585480**

Screw cap complete with gaskets



Material:
Brass

Code: **585490**



Accessories NAVE well glass fixture E27

E27	Class I
IP66	IK09

Protection cage in stainless steel wire for watertight cylindrical well glass fixtures type UNAV 2132



Material:
STAINLESS steel

By power (W)	Code
60	819022
75	850172

Reflectors for cylindrical well glass fixtures



Material:
Painted galvanised steel

By power (W)	Code
60	819030
75	819130
100	819230

Washers with seals



Material:
Brass

Diameter (mm)	Code
10	585408
13	585412
16	585415



Spares

Traditional light fixtures

Spares




DIFFUSERS
GASKETS
LAMP HOLDERS

Page 236




SPARE PARTS traditional light fixtures


Spare gaskets for oval light fixtures

 Material: Elastomer	Light fixture max. power (W)	Code
	60	831540
	75 and 5-7	831640
	100 and 5-7-9	831740


Replacement diffusers for oval light fixtures

 Material: Striped clear glass	Light fixture max. power (W)	Colour	Code
	60	Transparent	831512
	75	Transparent	831612
	100	Transparent	831712


Spare gaskets for round light fixtures

 Material: Elastomer	Light fixture max. power (W)	Code
	75	830540


Spare diffuser for round light fixtures

 Material: Striped clear glass	Light fixture max. power (W)	Colour	Code
	75	Transparent	830512

Replacement seals for cylindrical well glass fixtures, RINO series

 Material: Elastomer	Well glass fixture max. power (W)	Well glass fixture type	Code
	60	Cylindrical	819040
	75	Cylindrical	819140
	100	Cylindrical	831640
	60	UNAV 2133	850080

Spare diffusers for painted galvanised stainless steel fluorescent light fixtures

	Length (mm)	Material	Diffuser colour	Code
	690	Polycarbonate	Transparent	820020
	690	Polycarbonate	opaline	820021
	1300	Polycarbonate	Transparent	820030
	1300	Polycarbonate	opaline	820031
	690	Glass	Transparent	820022
	1300	Glass	Transparent	820032



SPARE PARTS traditional light fixtures

Replacement ring for watertight well glass fixtures with cylindrical diffuser, Nave series, type UNAV 2134



Material:
Grey brass

Code: **819001**

Well glass fixture,
max. power: 60 W

Replacement bracket UNAV 1236.1 for watertight well glass fixtures, Nave series, type UNAV 2132



Material:
Steel

Code: **859188**

Well glass fixture,
max. power: 75 W

Cylindrical diffuser for watertight well glass fixtures, nave series, type UNAV 2132



Material:
Smooth glass

Code: **819160**

Well glass fixture,
max. power: 75 W

Safety lamp holder E27 with bracket, for RINO series cylindrical well glass fixtures and portable well glass fixture, nave series, type UNAV 2137



Material:
Porcelain

Code: **819055**

Replacement lamp holders with bracket for oval and round light fixtures



Material:
Porcelain

Code: **819056**

Replacement E27 lamp holder for well glass fixtures, nave series, type UNAV 2132, 2133 and 2134




Material:
Porcelain

Code: **859180**

PICTOGRAMS

	CE marking. Indicates that a product can circulate freely within the European Union. Guarantees that the product meets the essential safety requirements.	IP__	The IP code classifies and evaluates the degree of protection provided by the enclosures against the ingress of solids and water.
	Eurasian Economic Union (EEU) compliance, identifies that the product has been verified by a third party in accordance with EEU regulations.	IK__	The IK code is the degree of protection of the equipment against external mechanical impacts.
	Certification of compliance of equipment with European EN safety standards.	Class II	Insulation classes are defined by electrical safety standards and establish the protection characteristics of equipment against electrical shock.
	UK Conformity Assessed, identifies that the product has been assessed in accordance with UK regulations following Brexit.	Flicker <1%	Flicker (variation in light intensity over time) perceptible or not perceptible to the human eye.
	International Electrotechnical Commission for the Certification of Equipment for Use in Explosive Atmospheres, identifies that the product has been certified by an Ex Certification Body.	4000K	Correlated colour temperature.
	Device suitable for installation in environments with a potentially explosive atmosphere.	T8	Device fitted with G13 connection for T8 fluorescent tubes.
	Registro Italiano Navale, maritime certification of products for installation in recreational vessels.	E27	Type of light source screw connection.
	Resistant to ball strikes, suitable for installation in sports halls.		Indicates the possibility of shifting the position of the optics.
	Limited surface temperature, device suitable for installation in environments where there is a risk of thermal effects, e.g. combustion or degradation of materials, but where there is no risk of explosion.		Ambient temperature range within which correct operation of the product is guaranteed.
			Digital Addressable Lighting Interface. Digital transmission protocol.
			Indicates the possibility of installation in environments with swimming pools.

HOW TO READ THE PRODUCT CODES



810630 DA

Unique product code consisting of 6 numbers

Suffix to the code consisting of letters identifying the characteristics:

DA	DALI
HT	HIGH TEMPERATURE
VHT	VERY HIGH TEMPERATURE
EX	EXPLOSIVE ATMOSPHERE
MV	VIRTUAL MIDNIGHT
L-M	BRACKETS

GLOSSARY

A

Accommodation (of the eye). Modification of internal components of the visual organ, usually by spontaneous reaction, in order to have maximum visual acuity at different viewing distances.

Accuracy (of a measurement). Approximate match between the result of a measurement and a true value of the measurand. This is a qualitative term: the term "precision" should not be used as a synonym.

Adaptation (of the eye). Spontaneous process by which the state of the visual organ is altered to match the luminance and colour stimuli present in the field of observation.

Ambient temperature (LED). Air temperature around the device.

Ampere (A). The unit of measurement of the rate of flow of electric current: Current [A] = Power [W] / voltage [V].

ANSI. American National Standards Institute. A non-profit organisation that develops voluntary consensus standards and conformity assessment systems for products, services, processes, systems and personnel in the United States.

ANSI Binning. The system defined by the American National Standards Institute for the categorisation specifications of light emitting diodes.

B

Bin - categorisation (LED). The systematic distribution of performance parameters (flux, wavelength or CCT, and Vf) for small finite groups that can be selected to optimise assembly performance.

Black body. Ideal thermal radiator that completely absorbs all incident radiation, whatever its wavelength, direction and polarisation. The radiance spectral density of a black body depends only on its absolute temperature and is described by Planck's law.

Brilliance. Attribute of a visual sensation whereby a surface appears to emit more or less light. This term should not be used as a synonym for luminance (see). Brilliance (UNI 10530): Attribute of visual sensation whereby an area appears to emit, transmit and reflect visible radiation.

Brightness. Often incorrectly used in relation to lighting as a synonym for luminous flux, an objective measurement of the visibility of a light source. The term is used to correctly describe the screen brightness in a screen or television.

C

Candela. SI unit of luminous intensity: The candela is the luminous intensity, in a given direction, of a light source emitting monochromatic radiation with a frequency of 540 THz and whose energy intensity in that direction is equal to 1/683 W per steradian.
Unit: cd.
Symbol: cd

Candela per square metre [cd/m²]. SI units of luminance.

Chromaticity. Attribute of a colour stimulus defined by its trichromatic coordinates or by the combination of dominant, or complementary, wavelength and purity.

CIE. Commission Internationale de l'Éclairage.

CIE 1931 Colorimetric Observer. Ideal observer whose colorimetric properties conform to the CIE colorimetric functions $x(\lambda)$, $y(\lambda)$, $z(\lambda)$, adopted by the CIE in 1931.

CIE 1931 Colorimetric System. A system for determining the tristimulus values of any spectral distribution using the set of reference colour stimuli X, Y, Z and the three CIE colorimetric functions $x(\lambda)$, $y(\lambda)$, $z(\lambda)$ adopted by the CIE in 1931.

CIE photometric reference observer. An ideal observer whose spectral sensitivity curve conforms to the function $V(\lambda)$ for photopic vision or to the function $V'(\lambda)$ for scotopic vision, and which satisfies the additive law implicit in the definition of luminous flux.

CIE standard clear sky. Cloudless sky whose relative luminance distribution is described in CIE publication No. 22 (1973).

CIE standard overcast sky. Totally overcast sky for which the ratio of the luminance L_γ in the direction making an angle γ above the horizon and the luminance L_z at the zenith is given by the relation:
 $L_\gamma = L_z (1 + 2 \sin \gamma) / 3$.

Colour. Visual perception generated by the nerve signals that photoreceptors in the retina send to the brain when they absorb electromagnetic radiation of certain wavelengths and intensities in the so-called visible spectrum.

Colour rendering index. Quantitative evaluation of the degree of matching between the psychophysical colour of an object illuminated by the illuminant under test and that of the same object illuminated by the reference illuminant, taking into account the state of chromatic adaptation.

Colour temperature. Temperature of the Planck's radiator whose radiation has the same chromaticity as that of a given stimulus.

Colorimetry. Colour measurement, based on a set of conventions.

D

Diffuser. A device used to change the spatial distribution of radiation by means of the diffusion phenomenon.

Diffusion. Phenomenon whereby the spatial distribution of a radiation beam changes when the beam is deflected in multiple directions, by a surface or medium, without frequency changes in its monochromatic components.

Direct glare. Glare produced by light sources in the field of vision.
Reflected glare. Glare caused by the specular reflection of one or more objects receiving light from sources inside or outside the field of vision.

E

Efficacy. The light output of a light source divided by the total electrical energy to that source, expressed in lumens per watt [lm/W].
Luminous efficiency. Ratio between the emitted luminous flux and the power of the light source.
Unit: lm/W
Symbol: E.

Electromagnetic radiation. Emission or transfer of energy in the form of electromagnetic waves via their associated photons.

Electromagnetic spectrum. The set of all possible frequencies of electromagnetic radiation.

Energy flow. Power emitted, transmitted or received in the form of radiation.
Unit: W
Symbol: Φ .

F

Flux maintained (LED). The luminous flux, which represents the life time of an LED, is expressed as a percentage of the initial flux.

G

Glare. Glare is the sensation generated by excessive luminance values within the field of vision (far greater than the luminance to which the visual system has adapted).

I

Illuminance (at a point on a surface).

Quotient between the luminous flux $d\Phi_u$, received by a surface element containing the point, and the area dA of that element.

Unit: lux = lm/m².

Symbol: E

Infrared radiation. Optical radiation with wavelengths longer than those of visible radiation.

J

Junction temperature (LED). The term junction temperature T_j is attributed to the temperature measured at the junction between the two semiconductor types p and n, which also forms the core of the LED.

L

Lambertian surface. Surface whose distribution of diffuse light rays composes a perfectly spherical volume. Calling I_m the maximum intensity of the ray along the normal at the point of incidence of the light and I_a the intensities, along the directions forming angles α with the normal, they respect the cosine law or Lambert's law: $I_a = I_m \cos \alpha$

LED Array. A set of LEDs or diodes on a printed circuit board or substrate, possibly with optical elements and additional thermal, mechanical, electrical interfaces and which are intended to connect to the load side of an LED driver.

LED driver. An electronic circuit that converts the input power into a source current - a source in which the current remains constant despite voltage fluctuations. A driver protects the LEDs from normal voltage fluctuations, overvoltages and voltage peaks

Light intensity (of a source, in a given direction). Quotient between the luminous flux $d\Phi_u$ emitted by the source within the solid angle element $d\Omega$, containing the given direction and said solid angle element.

$I = d\Phi_u / d\Omega$

Symbol: I.

Unit: cd = lm/sr.

Light intensity distribution.

Representation, by means of curves or tables, of the values of the luminous intensity of a light source as a function of directions in space.

Light (perceived). An indispensable attribute common to all perceptions and sensations that are peculiar to the visual system. This term is sometimes used as a synonym for visual radiation (see).

Lumen. SI unit of luminous flux: The lumen is the luminous flux emitted in a unit solid angle by a uniform point source with a luminous intensity of 1 candela.

Symbol: lm.

Luminance (in a given direction of a real or fictitious surface). Luminance is the ratio of the light intensity emitted, reflected or transmitted by the surface S in the assigned direction to the apparent area of the surface (the apparent area is the projection of the surface S in the plane normal to the direction of intensity I).

$L = I/S \cos^2$

Unit: cd/m²

Symbol: L

Luminous efficiency of the LED module. Quotient of the luminous flux emitted by the LED module divided by the electrical power consumed by the source including mechanical components such as, for example, any heat sink excluding the power dissipated by the power supply unit, at a specified ambient test temperature. It is expressed in lumens per watt.

Luminous flux Magnitude derived from the energy flux weighted according to its action on the CIE photometric reference observer.

Unit: lm.

Symbol: Φ_u

(if not causing confusion, simply Φ)

For photopic vision:

$\Phi_u = K_m (d\Phi_e(\lambda) / d\lambda) \times V(\lambda) d\lambda$

where $V(\lambda)$ is the spectral visibility factor.

Lux. SI unit of illuminance: illuminance produced on a surface with an area of 1 square metre by a luminous flux of 1 lumen uniformly distributed over this surface.

Symbol: lx

M

Mesopic vision. It is the ability to see when the level of illumination is intermediate

N

NEMA. The **N**ational **E**lectrical **M**anufacturers **A**ssociation (NEMA) is a US regulatory body that draws up technical standards but does not test products or issue certifications.

P

Photometry. Measurement of quantities referring to radiation evaluated according to a given spectral visibility factor, e.g. $V(\lambda)$.

Photopic vision. Normal eye vision when the eye is adapted to luminance levels of at least a few candelas per square metre.

Phosphorus. A chemical element, with the symbol P, used in LEDs to provide a wider overall emission spectrum and higher colour quality. For example, photons exiting a royal blue LED passing through this layer come out with different colour properties.

Phosphorus conversion. This is the process by which photons are converted from an LED chip to a different colour. The white and some coloured LEDs are made with phosphorus conversion.

Photometric axes. Orthogonal axes containing the photometric centre of the device and that are used to correlate photometric measurements with device performance.

Planck – Black Body Locus. The line on the CIE colorimetric diagram describing the colour temperature of an object when heated from about 1000 K to over 10000 K

Power LEDs. Those LEDs whose drivers are powered by 350 mA or more.

Primary light source. Surface or object that emits light produced by a transformation of energy.

Secondary light source. Surface or object not emitting any light which receives light and returns it, at least partially, by reflection or transmission.

Q

Quantity. Attribute of a phenomenon, body or substance that can be identified qualitatively and determined quantitatively.

GLOSSARY

R

Reflection. Return of radiation from a surface or medium without change in frequency of its monochromatic components.

Reflection factor (for incident radiation of given spectral composition, polarisation and spatial distribution). Ratio of the luminous flux leaving the surface to the luminous flux incident on it under the given conditions.

Symbol: ρ .

Visibility spectral factor (of a monochromatic radiation of wavelength λ). Ratio of the energy flux of wavelength λ_m to that of wavelength λ , when the two radiations produce luminous sensations of equal intensity under the specified photometric conditions and λ_m is chosen in such a way that the maximum value of this ratio is equal to 1. Unless otherwise stated, the values of the spectral factor of visibility under photopic vision are those recommended by the International Committee on Weights and Measures in 1972 and given in CIE-ISO Standard No. 10527.

Symbol: $V(\lambda)$.

Regular reflection; specular reflection. Reflection according to the laws of geometric optics, without diffusion.

Refraction. Change in the direction of a radiation as a result of changes in its propagation velocity, passing through an optically inhomogeneous medium, or crossing the separation surface between different media.

S

Shielding angle (uni 12464). Angle between the horizontal plane and the first line of sight from which the luminous parts of the lamps in the device are directly visible.

Solid angle. Geometric quantity used to measure angles in space. The unit solid angle is that enclosed by a cone that has its vertex in a sphere of radius r and that intercepts an area of extension r^2 on the same sphere. In the international system, the unit of measurement of the solid angle is the steradian (sr).

Steradian. SI unit derivative of solid angle: a solid angle which, having its vertex in the centre of a sphere, cuts off an area of the spherical surface equal to that of a square whose side is the radius of the sphere.

T

Transmission. Passage of a radiation through a medium without change in frequency of its monochromatic components.

Transmission factor (for incident radiation of given spectral composition, polarisation and geometric distribution). Ratio of transmitted energy or luminous flux to incident flux under the given conditions.

U

Ultraviolet radiation. Optical radiation with wavelengths shorter than those of visible radiation. In the range between 100 and 400 nm, ultraviolet radiation is generally indicated by the symbols UVA between 315 and 400 nm, UVB between 280 and 315 nm and UVC between 100 and 280 nm.

Unit (of measurement). A particular quantity, defined and adopted by convention, against which other quantities of the same kind are compared in order to obtain a quantitative value.

V

Visibility coefficient of a radiation. Quotient between the luminous flux Φ_v and the corresponding energy flux Φ_e .

Unit: lm/W

Symbol: K .

When considering monochromatic radiation, the maximum value of $K(k)$ is referred to as K_m and, by definition, is 683 lm/W at a radiation frequency of 540 THz ($\lambda_m \sim 555$ nm) for photopic vision.

Visible radiation. Optical radiation that directly causes a visual sensation. Although the range of wavelengths affected by vision depends on the individual and on the illuminance on the retina, the lower limit is normally between 360 nm and 400 nm and the upper limit between 760 nm and 830 nm.

Visible spectrum. The visible spectrum is the portion of the electromagnetic spectrum that is visible to the human eye, typically between 380 nm and 780 nm.

Visual acuity (UNI 10530). Ability to clearly perceive objects which are very close to each other. Reciprocal of the value of the angular separation of two neighbouring objects that the eye can perceive as separate.

Z

ZHAGA. Consortium aiming to standardise the specification of interfaces between LED light fixtures and lighting engines. The aim is to allow interchangeability between products from different manufacturers. Zhaga defines test procedures for light fixtures and LED lighting motors so that luminaires are compatible with LED motor

Palazzoli S.p.A.

Single-member company subject to coordination by LMH S.r.l.

Via F. Palazzoli, 31 - 25128 Brescia - Italia
Tel. +39 030 2015.1 - export@palazzoli.it
www.palazzoli.com

Tax code and registration number with the Brescia Register of Companies 04452750484
VAT number 03316260177

GENERAL TERMS AND CONDITIONS OF SALE

1. GENERAL

Unless specifically waived in writing, these General Conditions of Sale and Supply (hereinafter "General Conditions") constitute an integral part of all sale and supply contracts entered into by Palazzoli S.p.A. (hereinafter "Palazzoli" or the "Company") and the Customer is considered to have accepted them through the Order Confirmation. All Palazzoli offers, order confirmations, deliveries and invoices are governed by these General Conditions, unless explicitly and specifically waived by Palazzoli in writing. The Customer is considered to have accepted these General Conditions even if they differ from any general or specific purchase conditions issued by the Customer itself, which shall in no way be binding on Palazzoli, unless the latter has specifically approved them in writing. The General Conditions are published on the Palazzoli website (www.palazzoli.com) and can be consulted and printed by Customers at any time. Through the Order Confirmation, Customer declares to have viewed and fully accepted the contents of these General Conditions. Palazzoli may update, supplement and/or amend these Conditions at any time, giving written notice of any such changes on its website (www.palazzoli.com). Any such updates, amendments and/or supplements shall apply to supply and sale Orders received by Palazzoli on dates after that on which they were published on the website. If any of the provisions of these General Conditions is null, void or invalid, including due to legislation introduced over time, this shall not affect the validity or efficacy of the other provisions. In the event that the Company tolerates behaviour by the Customer in breach of any provisions of the General Conditions, this shall not constitute a waiver of the rights deriving from the said provisions, or prejudice Palazzoli's right to demand the exact fulfilment of the terms and provisions contained in the General Conditions.

2. OFFERS, ORDERS AND FINALISATION OF THE CONTRACT

Every sale and supply contract is not finalised until the moment when the Customer receives the Order Confirmation from Palazzoli. As soon as the Order Confirmation is received, the Customer is responsible for checking all the data it contains; they shall be considered as accepted if not disputed in writing within 3 working days after the date of receipt. Orders and Order Confirmations must be issued in writing. Palazzoli may accept orders conferred by other means at its own discretion. If the Customer receives an Order Confirmation from Palazzoli containing terms and/or conditions which differ from the Order sent, the contract shall still be considered finalised on the conditions envisaged by the Order Confirmation if the Customer has not submitted written objections to Palazzoli within 3 working days after receipt of the same. Any Offers issued to the Customer by Palazzoli shall only be valid for the period stated therein, after which they shall expire with no need for revocation. Unless otherwise specified, Offers shall be valid for sixty days after the date of sending by Palazzoli. In the event that the Order is preceded by a Palazzoli Offer, the Customer shall refer to it in the Order, on the understanding that the terms and conditions of sale and/or supply specified in the Offer shall only become binding on the Company if and to the extent which the Order is subsequently confirmed by Palazzoli in writing. Collection of an Order down payment by Palazzoli shall not constitute acceptance of the Order unless followed by an Order Confirmation. Any cancellations and/or amendments and/or supplements to the Order as set forth in the Order Confirmation by the Company shall only be valid if previously authorised or subsequently accepted by Palazzoli in writing. Customers shall not be entitled to request cancellation of Orders for products specifically developed on the Customer's instructions, unless specifically authorised by Palazzoli in writing. Therefore, the Company shall not implement requests for suspension of deliveries for "custom-produced articles". In the event that Palazzoli authorises the cancellation of an Order for products to be manufactured to the Customer's specifications, the latter shall undertake to purchase all the products procured by Palazzoli in order to

fulfil the individual orders or in order to meet any continuous supply commitments agreed with the Customer. The place of finalisation of the sale and/or supply contract is conventionally established at Palazzoli's registered office. Any quotations, outline designs, etc. annexed to the Offer and/or Order are the sole property of Palazzoli and the Customer shall not disclose them to third parties, including subcontractors, without specific written authorisation.

3. PRODUCT CHARACTERISTICS

The Products covered by these General Conditions are those included in Palazzoli's catalogues or similar documents, with the technical and performance characteristics stated therein or which may be agreed and specified in writing on finalisation of the contract. Any indication that the Product is available shall not be binding on Palazzoli until the Order is placed, and refers to normal working and procurement conditions. Any information and/or data on the characteristics and/or specifications of the Products contained in catalogues or similar documents are guideline and not binding, and Palazzoli may modify them at any moment, without prior notice of any kind. Palazzoli reserves the right to make any non-substantial changes to the Products which, without altering the essential characteristics of the Products themselves, should prove necessary or appropriate, without this constituting grounds for any claims or complaints on the part of the Customer. Regardless of the Products' final destination, unless otherwise agreed in writing, Palazzoli only guarantees the Products' compliance with the technical and safety standards enforced by Italian legislation, and the legislation of the European Union, to the extent that these have been incorporated into Italian law and are binding for the purposes of the Products' sale and/or installation in Italy. Any further or different requirements enforced by the local legislation of the Products' country of destination must be specified and stated by the Customer in writing, on its sole responsibility, at the time of the Order, and shall only be binding on Palazzoli if expressly and specifically accepted by the latter. The Customer confirms that it is informed concerning the safety regulations regarding the use and application of the Products offered by Palazzoli.

4. PRICES

Unless otherwise agreed between the Parties in writing, all orders will be regulated by the prices and discounts stated in the relevant Order Confirmation or, failing this, the prices stated in the price lists supplied by Palazzoli and in force at the time of finalisation of the contract as per art. 2 above. Palazzoli may modify the prices stated in the price list unilaterally and with immediate effect, by giving notification on the website. If, during supply of the Products, subsequent to the Order Confirmation, the prices stated in the price list are increased due to circumstances beyond Palazzoli's control (for example, increases in the price of raw materials or labour costs, or changes in exchange rates, amongst other possible factors), Palazzoli reserves the right to modify the list prices and/or those of the Order Confirmation, with written notification to the Customer, which shall have the option of withdrawing from the contract for supplies of goods subject to price increases by notifying Palazzoli in writing within no more than 3 days, and simultaneously paying for all goods already supplied.

Prices are net of VAT and any other tax to be applied on the basis of specific legal provisions. Unless otherwise agreed in writing, prices are intended ex Palazzoli's works (Via F. Palazzoli 31, Brescia, Italy) and include standard packaging. Palazzoli shall use the type of packaging it considers most appropriate for the transportation method agreed on each occasion with the Customer, and the latter shall have no grounds for complaint or claims for this reason. Freight and customs expenses, duties, taxes and fees of any kind, including any inspection, installation, start-up and testing costs, shall always be payable by the Customer, unless otherwise agreed in writing. Any special packaging must be requested by the Customer in advance and

For CUSTOMER SATISFACTION, PROTECTION AND RESPECT OF EMPLOYEES AND THE TERRITORY, the company uses a quality management system in accordance with the international standard UNI EN ISO 9001 and an environmental management system, certified in accordance with the international standard UNI EN ISO 14001.

Palazzoli's focus is also on human capital. The ISO 45001-certified Occupational Health and Safety Management System is dedicated to this.

As regards ATEX environments, Palazzoli has obtained the "Notification of the guarantee of PRODUCT QUALITY" from IMQ and the "Quality Assessment Report" (IECEX QAR) for the production of electrical and lighting systems intended for potentially explosive atmospheres.

in good time and confirmed in writing by Palazzoli, which shall notify the Customer of the price supplement due. If considered feasible by Palazzoli and authorised by the latter in writing, any expenses and increased costs relating to modifications and/or supplements to the Products requested by the Customer and not covered by the Order Confirmation shall be entirely at the Customer's expense. In the event of changes to the quantity and/or type of the Products covered by the Order Confirmation, requested by the Customer and authorised by Palazzoli in writing, and in the event of extension of the delivery terms for the reasons envisaged by article 6 of these General Conditions, Palazzoli may modify the prices stated in the Order Confirmation, notifying the Customer.

5. PACKAGING-TRANSFER OF RISKS

Regardless of the agreements reached with regard to freight or insurance costs (specifically or through reference to an Incoterms delivery term), in all cases and to all intents and purposes delivery and the consequent transfer of risks shall be considered to take place on collection of the Products from the Palazzoli premises by the Customer or, for shipments, on consignment of the goods to the carrier. Palazzoli may not be held in any way responsible for any damage occurring during the loading of the Products onto the means of transport. The Customer shall be responsible for disposing of the Products' packaging, at its own expense. Under no circumstances shall Palazzoli be held responsible for failure to deliver or defects in delivery by carriers, since it is specifically understood that even if, further to special agreements, goods are sold freight prepaid or are delivered to the location specified by the Customer, they always travel at the risk of the Customer, which is responsible for inspecting the goods received on delivery. In the event that the Customer does not arrange collection or accept delivery of the Products, once fifteen days have passed after a formal demand to comply, the Company shall be permitted, without prejudice to the legal remedies available to it, to terminate the contract and to sell the uncollected Products as best it can, while definitively retaining the down payment already paid by the Customer as a penalty. The difference between the contract price (plus costs of storage and safekeeping) and the price received from the sale to third parties shall be payable by the Customer, and shall be subject to interest at the rate stated in art. 7. Palazzoli shall, however, retain the right to compensation for any greater damages incurred. Any returns of Products must be authorised by Palazzoli in advance, and the Products shall be consigned to the stores of the Palazzoli Plant by the Customer, at its expense and on its responsibility. All returns shall be accompanied by a regular transport document and shall carry the original shipment identification label, together with the authorisation number provided by Palazzoli. Under no circumstances shall the authorisation to return goods be understood to constitute recognition of faults and/or defects or of the Customer's warranty entitlement.

6. DELIVERY TERMS

The delivery terms stated in the Order Confirmation always refer to the date of preparation of the Products by Palazzoli and do not consider the times required for transportation or any testing at destination. In all cases, delivery terms shall be considered merely guideline and they shall never constitute an essential contract condition. Therefore, except in case of malpractice or serious negligence, any late or partial shipments shall not give rise to any liability on the part of Palazzoli, and shall not entitle the Customer to cancel the Order or to receive compensation or damages of any kind. In all cases, by collecting and/or accepting goods delivered late, the Customer renounces all claims relating to the delay. In the event that, during fulfilment of the Order, the Customer requests changes to the quantity and/or type of the Products covered by the Order Confirmation, and these are authorised by Palazzoli in writing, the latter shall inform the Customer of the new delivery terms, which shall

again be merely guideline. Any penalties for delay must be specifically accepted by Palazzoli in writing in the Customer's Order and, if envisaged, shall be considered to include all forms of damage; therefore, no claims for any further damages shall be permitted.

7. PAYMENT AND BILLING

The Customer shall make payments by the terms and procedures specified in the Order Confirmation or, failing this, in the invoice; if no specification is made, full payment shall be made on delivery of the Products. Payment terms constitute an essential condition of the contract. If payment by direct transfer is agreed, it shall be made by bank transfer with fixed value for the beneficiary on the day on which the payment is due. In case of delay in payments, the Customer shall be bound to pay interest on the arrears with effect from the dates and at the rates specified by Italian Legislative Decree no 231/2002, as amended by Legislative decree 192/2012 and subsequent amendments and supplements, as well as paying compensation for any additional damages caused. The Customer may not derogate from Legislative Decree No. 231/2002, as amended by Legislative Decree No. 192/2012 and subsequent amendments and additions, nor suspend or delay the payment of the price for any reason whatsoever, nor validly raise any objection before the price has been paid in full.

8. SUSPENSION OF DELIVERIES

In the event of failure to pay or late or partial payment, at the due date, of a Palazzoli invoice or debit note, the occurrence of events which adversely impact the Customer's financial soundness (such as one or more protested bills, attachment procedures, the registration of liens and/or mortgages, applications for receivership or bankruptcy protection, or the cessation of business) and any other event constituting default on the part of the Customer, the latter shall forfeit all entitlement to any delayed payments agreed and Palazzoli shall therefore have the right to act immediately to recover all existing receivables, even those which are not liquid or due, at any time, without any obligation to provide notice and/or other formalities. In any of the above circumstances, Palazzoli shall have the right, at its own absolute discretion, and without incurring any liability for damages, as alternatives: (i) to proceed with fulfilment of the Order in spite of the circumstances; (ii) to suspend and/or refuse delivery of the Products ordered and not yet delivered, even in the case of Products not relating to the default or delayed payment concerned, until the Customer has made full payment of all sums due; (iii) to request payment guarantees and/or different modes of payment from the Customer, for both current and subsequent contracts.

9. LIABILITY LIMITATION

Palazzoli's guarantees and liabilities arising from and in relation to sale and supply contracts agreed on the basis of these General Conditions are restricted to those specifically established by these General Conditions, except as envisaged by regulations which are binding or compulsory by the decision of the parties. Except in cases of malpractice and/or serious negligence, under no circumstances shall Palazzoli be considered liable in relation to the Customer, on contractual, extra-contractual or other grounds, for loss of earnings, direct, incidental or consequential damage, damage to property and/or personal injury, or direct or indirect losses of any kind (including personal injury and damage to property) deriving from the Products sold and supplied.

The Customer acknowledges and agrees that the total amount of Palazzoli's liability (contractual, precontractual, extra-contractual or of any other kind) in relation to the Customer for direct, indirect, consequential or other damage, as damages or compensation, envisaged by the law and/or these General Conditions and/or the Order Confirmation, shall in no case exceed an amount of 100% of the price of the Products ordered by the Customer. In no circumstances shall Palazzoli be required to compensate and/or relieve and/or refund the Customer any sum it is required to pay as compensation or damages to third parties, on any grounds. The provisions of this article shall prevail, in all case, over any other conflicting provision contained in the Customer's Order.

10. CHANCE EVENTS AND FORCE MAJEURE

Palazzoli is not liable in relation to the Customer for any default, including late delivery or failure to deliver, due to circumstances beyond its reasonable control or in any way arising from chance circumstances or force majeure, such as (but not limited to) failure to deliver materials outsourced for processing, failures of machinery, strikes and other trade union actions, acts of terrorism, interruptions in the supply of gas or electricity, transport problems, natural events, administrative attachments, and laws or regulations of any central or local government body or administrative authority.

11. REGULATORY COMPLIANCE OF PRODUCT

Subject to the provisions of art. 3, Palazzoli guarantees that all products meet the requirements necessary for their placing on the market under the national legislation in force at the time of the Order Confirmation. Palazzoli does not accept any liability in the event of installation, maintenance or use which is incorrect and/or not in accordance with the relevant legal requirements and the instructions for use supplied by Palazzoli. If the Customer exports, re-exports, imports or any way transfers Products supplied by Palazzoli, the former has sole responsibility for compliance with the requirements in force in the destination country and for obtaining the authorisations necessary for this purpose. The Customer shall also inform Palazzoli without delay, and in all cases before shipment of the Products, of any modifications requested for this purpose. Palazzoli is entitled to refuse the request and to complete the Order as agreed in the initial Order Confirmation, or to agree to make the modifications, charging the additional cost to the Customer and providing a new indicative delivery term. Quality and certification marks which appear in paper material are valid at the time of printing of the documentation. The updated list of quality marks is available on the www.palazzoli.com website and through the After-Sales Service.

12. COMPLAINTS

On delivery, the Customer shall inspect or arrange the inspection of the individual Products, and immediately notify the Company or, in the case of shipment, the carrier, of any discrepancies in the quantity or type of Products. In all cases, in order to maintain the warranty entitlement it shall notify Palazzoli in writing within no more than the next seven days of any faults or discrepancies found, precisely specifying the faulty Product or lot, the relative delivery date and the nature of the defect. Any hidden defects must be reported within no more than seven days after their discovery, by the same procedure, in order to maintain warranty cover. Under no circumstances shall the Customer be entitled to warranty cover if the complaint is submitted after the expiry of the warranty as specified in art. 13. In case of complaints due to faults or conformity defects in the Products, the Customer shall keep the disputed Products at Palazzoli's disposal and, if requested by the Company, return them as instructed for the necessary checks. Returns shall be subject to the provisions of art. 5 of the General Conditions. Palazzoli may activate the relevant warranties in accordance with article 13 of these General Conditions, at its own absolute discretion.

In all cases, no expenses incurred for repairs, modifications or work of any kind on the Products undertaken without Palazzoli's specific prior written authorisation will be refunded. Except with Palazzoli's specific written authorisation, the submission of the complaint shall not entitle the Customer to suspend or delay the payments due for the Products which are the subject of the complaint, or for other past or future deliveries, and nor shall it entitle the Customer to suspend or cancel other Orders already confirmed.

13. WARRANTIES

Palazzoli guarantees, on the terms and conditions set forth in art.11, that the Products are free from defects in material and workmanship and compliant with the technical characteristics required by the regulations in force as of the date of sale or supply, within the standard tolerances and in conditions of correct installation and use of the Products. Palazzoli's Warranty is only valid in relation to the Customer and only the latter may submit claims under it. The Warranty is valid for one year from delivery of the Product to the Customer. Under no circumstances shall the Warranty validity terms be considered suspended or extended further to failure to install or delayed installation and/or commissioning of the Product by the Customer or its assigns. Any replacements and/or repairs performed by Palazzoli within the warranty period shall not trigger an extension or renewal of the warranty. Palazzoli's Warranty shall never apply in the following circumstances: (i) damage to the Products in transit; (ii) unsuitability or unfitness for purpose of the Products due to an error on the part of the Customer or its technical advisers; (iii) failure of the Products to conform to technical or functional characteristics additional to and/or different from those specifically stated in the technical information; (iv) damage deriving from installation or use which is incorrect or any way in breach of the instructions supplied in the Use and Maintenance Manual, if provided, or misuse in general; (v) failure to perform ordinary and extraordinary maintenance procedures; (vi) damage caused by electrical overload, chance circumstance, negligence or any other cause not due to a defect in the Product at origin; (vii) defects or damage arising from modifications, alterations or repairs performed by the Customer or its assigns; (viii) normal wear and tear of parts of the Products, to be assessed on the basis of their ordinary conditions of use; (ix) aggravation of damage caused by additional use of the Products once the defect has appeared; (x) even partial default by the Customer on its payment obligations; (xi) delay in reporting the faults or defects by the Customer; (xii) faults, defects or shortcomings in the raw materials or materials or components supplied by the Customer itself and/or procured by Palazzoli on the Customer's instructions. In the event of faults or defects in the Products, of any kind, Palazzoli's warranty obligations shall be limited to the replacement free of charge, ex-works Palazzoli, of the parts or Products acknowledged to be faulty, to be performed within the normal operating times to be agreed between the Parties, bearing in mind Palazzoli's needs, the procurement times of the Products and components to be replaced, and the complexity of any activity required to eliminate the defect. Palazzoli shall not undertake any activity (including repair or replacement) at places other than its own premises, unless otherwise agreed with the Customer in writing. In the event of replacement or return of a faulty Product, the Customer shall receive the repaired or replaced Product on the conditions and by the procedures specified in art. 5 and 6 of these General Conditions. In case of replacement of spare parts, Palazzoli reserves the right to supply material which is corresponding or equivalent in terms of functional performances, even if it is not identical to the product replaced in terms of dimensional and/or design characteristics. If replaced with others, the Products which the Customer returns to Palazzoli are considered to be definitively transferred to the Company's ownership. The Warranty contained in this article constitutes Palazzoli's complete warranty obligations in case of faults or defects in the Products, with the specific exclusion - to the extent that this is not

precluded by essential legal provisions - of any other liability or specific or tacit warranty (including the warranty referred to by art. 1490 of the Italian Civil Code) in any way related to faults and/or malfunctions of the Products, on a contractual or extra-contractual basis, and as principal or through recourse. If the repair or replacement of the faulty and/or defective Products is not possible, the Customer shall be entitled to a price refund for the faulty and/or defective Products only, with no further entitlement on the part of the Customer to compensation for direct, indirect or consequential damages of any kind, loss of earnings or losses arising from and/or related to the faults or defects in the Products. Any free replacement of parts, components or Products claimed to be defective, or the granting to the Customer of any amount in relation to presumed faults or defects, to which Palazzoli agrees outside the terms and conditions of validity of this Warranty, shall be considered merely discretionary and exceptional and shall in no case constitute an extension of the Warranty beyond the term established by these General Conditions, or justify further or subsequent demands by the Customer in breach of the aforesaid provisions. Unless Palazzoli specifically recognises the Customer's entitlement to the Warranty, all Products and/or components which the Company sends to the Customer to replace those claimed to be defective shall be supplied against payment, unless Palazzoli subsequently decides that the Warranty applies. The Customer shall be obliged to make full payment of the invoice issued by Palazzoli for the replacement Products or components supplied if Palazzoli decides that the claimed faults or defects are unsubstantiated, or that the Warranty was inapplicable or had expired, and in all cases when the Customer fails to return the Products or components claimed to be faulty within the terms specified by Palazzoli or, if not specified, within thirty days after the Company's request.

14. EXPRESS TERMINATION CLAUSE

For the intents and purposes of article 1456 of the Italian Civil Code, Palazzoli may terminate the Contract, by means of a written declaration to be sent to the Customer by registered letter with return receipt or by certified e-mail, in the event of the following non-fulfillments: - non-payment by the Customer within the agreed terms of the price and/or of the relevant adjustments of the same as provided for by Article 4 of these General Terms; - violation of the limitations and prescriptions by the Customer as provided for by Article 11; - violation of the provisions provided for by Article 17 and/or Article 18.

15. TERMINATION

In the event that either Party requests termination of the contract under art. 1453 of the Italian Civil Code, it must notify the other Party in writing by registered letter with return receipt or certified email, at the same time granting the party at fault a period of at least 30 days to remedy the situation. The Customer shall not be permitted to request termination of the Contract if Palazzoli has begun to fulfil the contract during the period granted. In the event that the contract is terminated, the Customer shall consign the designs, the relevant drawings and the technical documentation it holds, and all other Palazzoli documents, to Palazzoli within no more than 15 days after the end of the term granted for the fulfilment of its obligations, without any entitlement to compensation or refunds of any kind.

16. WITHDRAWAL

In addition to the cases envisaged by the law, Palazzoli will be entitled to withdraw from the Contract in the event of: - changes in the Customer's ownership or corporate structure; - an event of force majeure/unforeseeable circumstances. The Customer shall be notified of the withdrawal by registered letter with return receipt or certified email with 15 days' notice. The Customer shall return the designs, the relevant drawings and the technical documentation it holds, and all other Palazzoli documents, to Palazzoli within

15 days of the date when the withdrawal comes into effect, without any entitlement to compensation or refunds of any kind.

17. INTELLECTUAL PROPERTY RIGHTS

Palazzoli retains exclusive ownership of the patents, drawings, designs and everything used for the realisation of the products sold and/or supplied, and the Customer undertakes not to disclose them and/or consign them to third parties, or to copy and/or use them. In the case of products manufactured to specific request using documentation supplied by the Customer, Palazzoli does not accept any liability for breach of third-party industrial property rights, which shall be the sole responsibility of the Customer, which undertakes to relieve Palazzoli of any claims made against it. The Customer undertakes not to use the documentation received from Palazzoli for purposes other than those envisaged by the Contract, and not to disclose to third parties, copy or grant under licence the documentation received, without Palazzoli's specific prior written authorisation. The Customer undertakes to return the documentation received and any copies made to Palazzoli on the latter's simple request if the said documentation is no longer necessary for the fulfilment of the Supply contract.

18. NON-DISCLOSURE

Any documentation or information supplied to the Customer by Palazzoli, of a commercial or technical nature, including Offer terms and conditions, drawings, designs and price lists not published on the Company's website, is strictly confidential and, therefore, the Customer undertakes not to disclose or communicate it to third parties, including any subcontractors, or to use it for purposes other than the conclusion and fulfilment of the supply and/or sale contract, even after the termination of the business relationship, unless specifically authorised by Palazzoli in writing. Palazzoli retains the right to prosecute the Customer for any breach of its non-disclosure and confidentiality obligations, including before the courts.

19. PROCESSING OF PERSONAL DATA

The Customer authorises the processing of personal data in accordance with current personal data protection legislation and in accordance with security and non-disclosure obligations, in order to enable the Company to fulfil its contractual and regulatory obligations, and for administrative and accounting purposes in all cases. The Customer confirms that it has read and understood the privacy policy statement published on the Company's website at the address www.palazzoli.com and approves its contents; it issues its consent to the processing of its personal data.

20. APPLICABLE LAW - LEGAL JURISDICTION

Any dispute between the Company and Customers regarding the interpretation and/or application of these General Conditions and/or relating to the individual sales and/or supplies which it governs shall be subject solely to Italian law and shall be under the sole jurisdiction of Brescia Law Court; the Customer shall not be permitted to bring cases before other judicial authorities, even in the event of actions to obtain guarantees or connected suits. The Company retains the right to file suits against the Customer before any other judicial authority which has jurisdiction and competence over the Customer.

SEQUENTIAL INDEX

5

Palazzoli code	Pack Qty	Catalogue page
585408	10	234
585412	10	234
585415	10	234
585480	10	233
585490	10	233

8

Palazzoli code	Pack Qty	Catalogue page
810020	1	116
810021	1	117
810022	1	117
810050	1	116
810051	1	117
810052	1	117
810060	5	144
810071	1	143
810080	1	116
810081	1	117
810082	1	117
810090	1	116
810091	1	117
810092	1	117
810100	1	144
810120	1	116
810150	1	116
810171	1	143
810180	1	116
810190	1	116
810200	2	144
810226	1	99
810256	1	99
810271	1	143
810286	1	99
810296	1	99
810991	1	118
810992	1	118
810993	1	100
810994	1	118
810995	1	118

Palazzoli code	Pack Qty	Catalogue page
810996	1	118
810997	1	118
810998	1	118
810999	1	118
811060	5	144
811071	1	143
811100	1	144
811171	1	143
811200	2	144
811271	1	143
811404	1	205
811406	1	205
811408	1	205
811409	1	205
811412	1	205
811414	1	205
811415	1	205
811504	1	205
811506	1	205
811508	1	205
811509	1	205
811512	1	205
811514	1	205
811515	1	205
811900	1	208
811901	1	208
811902	1	208
811903	1	208
811904	1	208
811905	1	208
811906	1	208
811907	1	208
811908	1	100
811911	1	83
811912	1	100
811914	1	83
811916	1	124
811919	1	124
811920	1	124
811921	1	124
811923	1	124
811924	1	124
811925	1	208

Palazzoli code	Pack Qty	Catalogue page
811926	1	208
811927	1	208
811928	1	208
811929	1	208
811930	1	208
811931	1	209
811932	1	209
811933	1	209
811934	1	209
811935	1	209
811936	1	209
811937	1	209
811938	1	209
811939	1	209
811940	1	209
811941	1	209
811942	1	209
811943	1	209
811944	1	209
811945	1	209
811946	1	209
811947	1	209
811948	1	209
812060	5	144
812071	1	143
812100	5	144
812171	1	143
812200	2	144
812271	1	143
812418	1	206
812424	1	206
812430	1	206
812436	1	207
812442	1	207
812448	1	207
812518	1	206
812524	1	206
812530	1	206
812536	1	207
812542	1	207
812548	1	207
812988	1	143
813001	1	226

Palazzoli code	Pack Qty	Catalogue page
813060	1	144
813071	1	143
813100	2	144
813101	1	226
813171	1	143
813200	2	144
813271	1	143
814052	1	143
814052	1	232
815161	1	232
817304	1	120
817305	1	121
817308	1	120
817309	1	121
817312	1	120
817313	1	121
817316	1	120
817317	1	121
817320	1	120
817321	1	121
817324	1	120
817325	1	121
817354	1	122
817358	1	122
817362	1	122
817366	1	122
817370	1	122
817374	1	122
817404	1	122
817408	1	122
817412	1	122
817416	1	122
817420	1	122
817424	1	122
817454	1	123
817458	1	123
817462	1	123
817466	1	123
817470	1	123
817474	1	123
817504	1	121
817508	1	121
817512	1	121

Palazzoli code	Pack Qty	Catalogue page
817516	1	121
817520	1	121
817524	1	121
818990	1	97
818991	1	97
818992	1	97
818993	1	97
819001	1	237
819012	1	145
819012	1	232
819015	1	145
819017	1	145
819018	1	145
819019	1	145
819020	1	145
819022	1	234
819022	1	145
819030	5	145
819030	5	234
819040	1	236
819055	20	237
819056	10	237
819112	1	145
819120	1	145
819130	5	145
819130	5	234
819140	1	236
819160	1	237
819212	1	145
819220	1	145
819230	5	145
819230	5	234
819994	1	130
819995	1	130
819996	1	130
819997	1	130
820000	1	139
820001	1	139
820002	1	139
820003	1	139
820006	1	139
820007	1	224
820010	1	110

Palazzoli code	Pack Qty	Catalogue page
820011	1	110
820016	1	110
820017	1	110
820018	1	110
820019	1	110
820020	1	236
820021	1	236
820022	1	236
820030	1	236
820031	1	236
820032	1	236
820382	1	109
820482	1	109
820582	1	109
821180	1	104
821182	1	104
821183	1	104
821184	1	110
821280	1	104
821282	1	104
821283	1	104
821380	1	107
821382	1	106
821383	1	107
821384	1	110
821480	1	107
821482	1	106
821483	1	107
821580	1	107
821582	1	106
821583	1	107
822131	1	139
822132	1	139
822182	1	103
822211	1	139
822231	1	139
822232	1	139
822282	1	103
822382	1	105
822482	1	105
822582	1	105
822962	1	139
825132	1	139

SEQUENTIAL INDEX

Palazzoli code	Pack Qty	Catalogue page
825211	1	139
825232	1	139
825382	1	109
825482	1	109
825582	1	109
826182	1	104
826282	1	104
826380	1	107
826382	1	106
826383	1	107
826480	1	107
826482	1	106
826483	1	107
826580	1	107
826582	1	106
826583	1	107
829001	1	214
829002	1	214
829003	1	214
829101	1	214
829102	1	214
829103	1	214
829110	1	211
829120	1	211
829130	1	211
829201	1	214
829202	1	214
829203	1	214
829211	1	212
829212	1	212
829221	1	212
829222	1	212
829231	1	213
829232	1	213
829233	1	213
829311	1	212
829312	1	212
829321	1	212
829322	1	212
829331	1	213
829332	1	213
829333	1	213
830071	1	142

Palazzoli code	Pack Qty	Catalogue page
830072	1	142
830512	1	236
830540	1	236
831071	1	141
831072	1	141
831075	1	141
831089	1	231
831091	1	141
831092	1	141
831095	1	141
831171	1	141
831172	1	141
831175	1	141
831189	1	231
831191	1	141
831192	1	141
831195	1	141
831271	1	141
831272	1	141
831275	1	141
831289	1	231
831291	1	141
831292	1	141
831295	1	141
831512	1	236
831527	1	231
831540	1	236
831612	1	236
831627	1	231
831640	1	236
831640	1	236
831712	1	236
831727	1	231
831740	1	236
831914	1	141
831934	1	141
831954	1	141
834110	1	193
834111	1	195
834120	1	193
834121	1	195
834130	1	193
834131	1	195

Palazzoli code	Pack Qty	Catalogue page
834210	1	193
834211	1	195
834220	1	193
834221	1	195
834230	1	193
834231	1	195
834310	1	197
834311	1	199
834320	1	197
834321	1	199
834330	1	197
834331	1	199
834410	1	197
834411	1	199
834420	1	197
834421	1	199
834430	1	197
834431	1	199
834510	1	197
834511	1	199
834520	1	197
834521	1	199
834530	1	197
834531	1	199
834901	1	202
834902	1	202
834903	1	202
836001	1	133
836002	1	133
836101	1	135
836102	1	135
836103	1	136
837011	1	79
837012	1	79
837013	1	79
837024	1	79
837025	1	79
837111	1	79
837112	1	79
837113	1	79
837124	1	79
837125	1	79
837211	1	80

Palazzoli code	Pack Qty	Catalogue page
837212	1	80
837213	1	80
837224	1	80
837225	1	80
837311	1	81
837312	1	81
837313	1	81
837324	1	81
837325	1	81
837411	1	82
837412	1	82
837413	1	82
837424	1	82
837425	1	82
837511	1	81
837512	1	81
837513	1	81
837524	1	81
837525	1	81
837711	1	80
837712	1	80
837713	1	80
837724	1	80
837725	1	80
840382	1	109
840482	1	109
840582	1	109
841011	1	229
841040	1	225
841062	1	229
841141	1	223
841142	1	223
841171	1	223
841182	1	104
841243	1	224
841273	1	224
841282	1	104
841382	1	106
841411	1	229
841462	1	229
841482	1	106
841562	1	229
841582	1	106

Palazzoli code	Pack Qty	Catalogue page
842180	1	103
842182	1	103
842280	1	103
842282	1	103
842380	1	105
842382	1	105
842482	1	105
842582	1	105
845382	1	109
845482	1	109
845582	1	109
846182	1	104
846282	1	104
846382	1	106
846482	1	106
846582	1	106
847132	1	139
847211	1	139
847232	1	139
849011	1	229
849062	1	229
849141	1	223
849142	1	223
849171	1	223
849172	1	223
849243	1	224
849273	1	224
849411	1	229
849462	1	229
849511	1	229
849562	1	229
850045	1	232
850050	1	233
850054	2	232
850060	1	145
850061	1	145
850062	1	145
850063	1	145
850064	1	145
850080	1	236
850090	1	233
850091	1	233
850143	1	232

Palazzoli code	Pack Qty	Catalogue page
850172	1	145
859180	1	237
859188	10	237
859400	1	145
859400	1	233
859412	1	142
859412	1	231
878141	1	223
878142	1	223
878243	1	224
878741	1	223
878742	1	223
879062	1	229
879462	1	229
879562	1	229
881062	1	229
881562	1	229

8 DALI

Palazzoli code	Pack Qty	Catalogue page
810430DA	1	113
810431DA	1	114
810432DA	1	113
810433DA	1	114
810440DA	1	113
810441DA	1	114
810442DA	1	113
810443DA	1	114
810450DA	1	113
810451DA	1	114
810452DA	1	113
810453DA	1	114
810460DA	1	113
810461DA	1	114
810462DA	1	113
810463DA	1	114
810630DA	1	113
810631DA	1	114
810640DA	1	113

SEQUENTIAL INDEX

Palazzoli code	Pack Qty	Catalogue page
810641DA	1	114
810650DA	1	113
810651DA	1	114
810660DA	1	113
810661DA	1	114
817304DA	1	120
817308DA	1	120
817312DA	1	120
817316DA	1	120
817320DA	1	120
817324DA	1	120
819328DA	1	126
819332DA	1	126
819340DA	1	128
819348DA	1	128
819528DA	1	127
819532DA	1	127
819540DA	1	129
819548DA	1	129
821382DA	1	106
821482DA	1	106
821582DA	1	106
826382DA	1	106
826482DA	1	106
826582DA	1	106
838012DA	1	94
838014DA	1	94
838036DA	1	85
838048DA	1	85
838060DA	1	88
838072DA	1	88
838096DA	1	91
838112DA	1	94
838114DA	1	94
838136DA	1	85
838148DA	1	85
838160DA	1	88
838172DA	1	88
838196DA	1	91
838212DA	1	95
838214DA	1	95
838236DA	1	86
838248DA	1	86

Palazzoli code	Pack Qty	Catalogue page
838260DA	1	89
838272DA	1	89
838296DA	1	92
838312DA	1	96
838314DA	1	96
838336DA	1	87
838348DA	1	87
838360DA	1	90
838372DA	1	90
838396DA	1	93
838512DA	1	96
838514DA	1	96
838536DA	1	87
838548DA	1	87
838560DA	1	90
838572DA	1	90
838596DA	1	93
838712DA	1	95
838714DA	1	95
838736DA	1	86
838748DA	1	86
838760DA	1	89
838772DA	1	89
838796DA	1	92

8 EXPLOSIVE ATMOSPHERE		
Palazzoli code	Pack Qty	Catalogue page
810430EX	1	177
810431EX	1	177
810440EX	1	177
810441EX	1	177
810450EX	1	177
810451EX	1	177
810460EX	1	177
810461EX	1	177
817021EX	1	153
817022EX	1	153
817023EX	1	153
817024EX	1	153
817031EX	1	173

Palazzoli code	Pack Qty	Catalogue page
817032EX	1	173
817033EX	1	173
817034EX	1	173
817221EX	1	153
817222EX	1	153
817223EX	1	153
817224EX	1	153
818021EX	1	155
818022EX	1	155
818023EX	1	155
818024EX	1	155
818031EX	1	175
818032EX	1	175
818033EX	1	175
818034EX	1	175
818221EX	1	155
818222EX	1	155
818223EX	1	155
818224EX	1	155
820392EX	1	168
820492EX	1	168
821172EX	1	163
821190EX	1	166
821192EX	1	166
821193EX	1	166
821270EX	1	163
821272EX	1	163
821273EX	1	163
821290EX	1	166
821292EX	1	166
821293EX	1	166
821372EX	1	163
821390EX	1	167
821392EX	1	167
821393EX	1	167
821470EX	1	163
821472EX	1	163
821473EX	1	163
821490EX	1	167
821492EX	1	167
821493EX	1	167
821572EX	1	164
821670EX	1	164

Palazzoli code	Pack Qty	Catalogue page
821672EX	1	164
821673EX	1	164
821770EX	1	164
821772EX	1	164
821773EX	1	164
822131EX	1	183
822132EX	1	183
822181EX	1	181
822182EX	1	181
822231EX	1	183
822232EX	1	183
822281EX	1	181
822282EX	1	181
830072EX	1	185
831072EX	1	185
831172EX	1	185
831272EX	1	185
837021EX	1	157
837022EX	1	157
837023EX	1	157
837024EX	1	157
837221EX	1	157
837222EX	1	157
837223EX	1	157
837224EX	1	157
838021EX	1	159
838022EX	1	159
838023EX	1	159
838024EX	1	159
838221EX	1	159
838222EX	1	159
838223EX	1	159
838224EX	1	159
840392EX	1	168
840492EX	1	168
841192EX	1	166
841292EX	1	166
841392EX	1	167
841492EX	1	167

8 HIGH TEMPERATURE		
Palazzoli code	Pack Qty	Catalogue page
810020HT	1	116
810021HT	1	117
810050HT	1	116
810051HT	1	117
810080HT	1	116
810081HT	1	117
810090HT	1	116
810091HT	1	117
810430HT	1	113
810431HT	1	114
810440HT	1	113
810441HT	1	114
810450HT	1	113
810451HT	1	114
810460HT	1	113
810461HT	1	114
817304HT	1	120
817308HT	1	120
817312HT	1	120
817316HT	1	120
817320HT	1	120
817324HT	1	120
819428HT	1	126
819432HT	1	126
819440HT	1	128
819448HT	1	128
821382HT	1	108
821482HT	1	108
821582HT	1	108
826382HT	1	108
826482HT	1	108
826582HT	1	108

8 XTIGUA-T54 BRACKETS		
Palazzoli code	Pack Qty	Catalogue page
812931L	1	209
812932L	1	209
812933L	1	209
812934L	1	209

Palazzoli code	Pack Qty	Catalogue page
812935L	1	209
812936L	1	209
812937L	1	209
812938L	1	209
812939L	1	209
812940L	1	209
812941L	1	209
812942L	1	209
812943L	1	209
812944L	1	209
812945L	1	209
812946L	1	209
812947L	1	209
812948L	1	209
812931M	1	209
812932M	1	209
812933M	1	209
812934M	1	209
812935M	1	209
812936M	1	209
812937M	1	209
812938M	1	209
812939M	1	209
812940M	1	209
812941M	1	209
812942M	1	209
812943M	1	209
812944M	1	209
812945M	1	209
812946M	1	209
812947M	1	209
812948M	1	209

8 VIRTUAL MIDNIGHT		
Palazzoli code	Pack Qty	Catalogue page
833120MV	1	194
833121MV	1	196
833130MV	1	194
833131MV	1	196
833220MV	1	194

SEQUENTIAL INDEX

Palazzoli code	Pack Qty	Catalogue page
833221MV	1	196
833230MV	1	194
833231MV	1	196
833320MV	1	198
833321MV	1	201
833330MV	1	198
833331MV	1	201
833420MV	1	198
833421MV	1	201
833430MV	1	198
833431MV	1	201
833520MV	1	198
833521MV	1	201
833530MV	1	198
833531MV	1	201
833620MV	1	198
833621MV	1	201
833630MV	1	198
833631MV	1	201
834110MV	1	193
834111MV	1	195
834120MV	1	193
834121MV	1	195
834130MV	1	193
834131MV	1	195
834210MV	1	193
834211MV	1	195
834220MV	1	193
834221MV	1	195
834230MV	1	193
834231MV	1	195
834310MV	1	197
834311MV	1	199
834320MV	1	197
834321MV	1	199
834330MV	1	197
834331MV	1	199
834410MV	1	197
834411MV	1	199
834420MV	1	197
834421MV	1	199
834430MV	1	197
834431MV	1	199

Palazzoli code	Pack Qty	Catalogue page
834510MV	1	197
834511MV	1	199
834520MV	1	197
834521MV	1	199
834530MV	1	197
834531MV	1	199
834610MV	1	197
834611MV	1	199
834620MV	1	197
834621MV	1	199
834630MV	1	197
834631MV	1	199
854110MV	1	193
854111MV	1	195
854120MV	1	193
854121MV	1	195
854130MV	1	193
854131MV	1	195
854210MV	1	193
854211MV	1	195
854220MV	1	193
854221MV	1	195
854230MV	1	193
854231MV	1	195
854310MV	1	198
854311MV	1	200
854320MV	1	198
854321MV	1	200
854330MV	1	198
854331MV	1	200
854410MV	1	198
854411MV	1	200
854420MV	1	198
854421MV	1	200
854430MV	1	198
854431MV	1	200
854510MV	1	198
854511MV	1	200
854520MV	1	198
854521MV	1	200
854530MV	1	198
854531MV	1	200
854610MV	1	198

Palazzoli code	Pack Qty	Catalogue page
854611MV	1	200
854620MV	1	198
854621MV	1	200
854630MV	1	198
854631MV	1	200

8 VERY HIGH TEMPERATURE

Palazzoli code	Pack Qty	Catalogue page
819528VHT	1	127
819532VHT	1	127
819540VHT	1	129
819548VHT	1	129



Palazzoli contributes to the Research
on Breast Cancer Immunotherapy

Customer focused operations

Smart engineering

Top Manufacture

Service excellence



Palazzoli S.p.a
Via F. Palazzoli, 31 - 25128 Brescia - Italy
Tel. +39 030 2015.1
palazzoli.com



Palazzoli
LUCE D'AUTORE